

เอกสารสอบเทียบความถูกต้องของเครื่องมือตรวจวัดคุณภาพสิ่งแวดล้อม

ลำดับที่ 1	คุณภาพอากาศในบรรยากาศ
ลำดับที่ 2	คุณภาพอากาศจากแหล่งกำเนิด
ลำดับที่ 3	คุณภาพน้ำ
ลำดับที่ 4	คุณภาพดิน
ลำดับที่ 5	ระดับความร้อนในสถานประกอบการ
ลำดับที่ 6	ระดับความเข้มของแสงสว่างในสถานประกอบการ
ลำดับที่ 7	ระดับเสียงทั่วไป
ลำดับที่ 8	ระดับเสียงในสถานประกอบการ

**ตารางสรุปรายการเอกสารการสอบเทียบความถูกต้องของเครื่องมือเก็บตัวอย่าง
และเครื่องมือตรวจวิเคราะห์คุณภาพสิ่งแวดล้อม**

รายการตรวจวัด	เครื่องมือเก็บตัวอย่าง	เครื่องมือตรวจวิเคราะห์
	ชื่อเครื่องมือ	ชื่อเครื่องมือ
1. คุณภาพอากาศในบรรยากาศ		
TSP	High Volume Air Sampler Rec No. Blower No. B18, R01, R02, R03, R05, R09, R14	Digital Balance
PM ₁₀	High Volume Air Sampler Rec No. Blower No. B08, R06, R07, R08, R13, R16	Digital Balance
SO ₂	SO ₂ Analyzer No. R01, R02, R04, R05, R06, R08, R09, R10	SO ₂ Analyzer No. R01, R02, R04, R05, R06, R08, R09, R10
NO _x	NO/NO _x /NO ₂ Analyzer No. R01, R02, R03, 04, R05, R06, R07, R08	NO/NO _x /NO ₂ Analyzer No. R01, R02, R03, R04, R05, R06, R07, R08
2. คุณภาพอากาศจากแหล่งกำเนิด		
Total Suspended Particulate	Console No. R02, R03, R04 Pitot Tube No. B08, B38	Digital Balance
Oxides of Nitrogen	Vacuum Gauge	Spectrophotometer
Sulfur Dioxide	Personal Pump SKC No. B31, B34, R08 Rotameter No. H-R04, H-R02	-
Carbon Monoxide	Personal Pump SKC No. B12, B44, B65 Rotameter No. H-R04, H-R02	CO Analyzer No. R02
Lead	Console No. R02, R03, R04 Pitot Tube No. B08, B38	ICP
Mercury	Console No. R02, R03, R04 Pitot Tube No. B08, B38	AAS
Hydrogen sulfide	Personal Pump SKC No. B65, R48 Rotameter No. H-R04, H-R02	-
3. คุณภาพน้ำ		
pH	-	pH Meter
TSS	-	Digital Balance
TDS	-	Digital Balance
BOD ₅	-	BOD Analyzer
COD	-	COD Reactor
Grease & Oil	-	Digital Balance
Hydrogen Sulfide	-	-
Antimony	-	ICP
Arsenic	-	AAS
Barium	-	ICP

ตารางสรุปรายการเอกสารการสอบเทียบความถูกต้องของเครื่องมือเก็บตัวอย่าง
และเครื่องมือตรวจวิเคราะห์คุณภาพสิ่งแวดล้อม (ต่อ)

รายการตรวจวัด	เครื่องมือเก็บตัวอย่าง	เครื่องมือตรวจวิเคราะห์
	ชื่อเครื่องมือ	ชื่อเครื่องมือ
3. คุณภาพน้ำ (ต่อ)		
Beryllium	-	ICP
Cadmium	-	ICP
Total Chromium	-	ICP
Trivalent Chromium	-	Spectrophotometer
Hexavalent Chromium	-	Spectrophotometer
Lead	-	ICP
Manganese	-	ICP
Mercury	-	AAS
Nickel	-	ICP
Selenium	-	AAS
Silver	-	ICP
Vanadium	-	ICP
Zinc	-	ICP
Total Petroleum Hydrocarbon (C5-C35)		
- TPH (C5-C8)	-	GC/MS
- TPH (C>8-C16)	-	GC/MS
- TPH (C>16-C35)	-	GC/MS
4. คุณภาพดิน		
Total Antimony	-	ICP
Total Arsenic	-	ICP
Total Barium	-	ICP
Total Beryllium	-	ICP
Total Cadmium	-	ICP
Total Chromium	-	ICP
Trivalent Chromium	-	Spectrophotometer
Hexavalent Chromium	-	Spectrophotometer
Total Lead	-	ICP
Total Manganese	-	ICP
Total Mercury	-	AAS
Total Nickel	-	ICP
Total Selenium	-	AAS
Total Silver	-	ICP

ตารางสรุปรายการเอกสารการสอบเทียบความถูกต้องของเครื่องมือเก็บตัวอย่าง
และเครื่องมือตรวจวิเคราะห์คุณภาพสิ่งแวดล้อม (ต่อ)

รายการตรวจวัด	เครื่องมือเก็บตัวอย่าง	เครื่องมือตรวจวิเคราะห์
	ชื่อเครื่องมือ	ชื่อเครื่องมือ
4. คุณภาพดิน (ต่อ)		
Total Vanadium	-	ICP
Total Zinc	-	ICP
Total Petroleum Hydrocarbon (C5-C35)		
- TPH (C5-C8)	-	GC/MS
- TPH (C>8-C16)	-	GC/MS
- TPH (C>16-C35)	-	GC/MS
5. ระดับเสียงทั่วไป		
Leq 24 hr และ L90	Acoustic Calibrator Sound Level Meter ACO-R20, R30, R46	-
6. ระดับความร้อนในสถานประกอบการ		
WBGT	Heat Stress WBGT Meter No. HD 32.2	-
7. ระดับความเข้มของแสงสว่าง ในสถานประกอบการ		
Light Intensity	Light Meter No. LX-50	-
8. ระดับเสียงในสถานประกอบการ		
Leq 24 hr และ TWA	Acoustic Calibrator Sound Level Meter ACO-R51, R52	-

คุณภาพอากาศในบรรยากาศ



บริษัท เอส.พี.เอส. คอนซัลติ้ง เซอร์วิส จำกัด
S.P.S. CONSULTING SERVICE CO., LTD.
7 ซอยพหลโยธิน 24 ถนนพหลโยธิน แขวงจอมพล เขตจตุจักร กรุงเทพฯ 10900
7 Soi Phaholyothin 24, Phaholyothin Rd., Jompol, Chatuchak, Bangkok 10900
Tel : (662) 939-4370-72 Fax : (662) 513-4221 E-mail : sale@spscon.com, www.spscon.com

High Volume Air Sampler Calibration Report

Calibration Method : Multipoint Orifice Flow Transfer Standard

Model : TE 5025A

S/N : 3611

Calibration Data


High Volume Air Sampler Data		Calibration Data		
Recorder No.	Blower No.	Date	Actual Flowrate (ft ³ /min)	R ²
B01	B01	10/05/2024	y = 1.153x-1.686	1.000
B02	B02	06/05/2024	y = 1.118x+2.367	0.999
B03	B03	06/05/2024	y = 1.188x-5.422	1.000
B04	B04	07/05/2024	y = 1.263x-5.863	0.999
B05	B05	07/05/2024	y = 1.265x-7.057	0.999
B06	B06	09/05/2024	y = 1.213x-4.898	0.997
B07	B07	07/05/2024	y = 1.193x-4.616	0.999
B08	B08	07/05/2024	y = 1.207x-4.482	0.998
B09	B09	06/05/2024	y = 1.216x-4.533	1.000
B10	B10	07/05/2024	y = 1.170x-0.607	1.000
B11	B11	07/05/2024	y = 1.135x-1.256	0.999
B12	B12	07/05/2024	y = 1.211x-4.879	0.997
B13	B13	07/05/2024	y = 1.237x-4.608	1.000
B14	B14	06/05/2024	y = 1.252x-5.906	0.998
B15	B15	09/05/2024	y = 1.192x-2.587	0.999
B16	B16	06/05/2024	y = 1.133x-0.425	0.996
B17	B17	06/05/2024	y = 1.250x-4.910	0.997
B18	B18	06/05/2024	y = 1.181x-4.244	0.998
B19	B19	09/05/2024	y = 1.246x-8.218	0.999
B20	B20	08/05/2024	y = 1.218x-4.223	0.999
B21	B21	08/05/2024	y = 1.189x-4.448	0.998
B22	B22	09/05/2024	y = 1.195x-6.295	0.999
B23	B23	06/05/2024	y = 1.247x-5.137	0.999
B24	B24	09/05/2024	y = 1.157x-1.861	0.998
B25	B25	07/05/2024	y = 1.079x+1.324	1.000
B26	B26	07/05/2024	y = 1.204x-3.730	0.997
B27	B27	07/05/2024	y = 1.140x-2.924	0.999
B28	B28	07/05/2024	y = 1.220x-7.484	0.999
B29	B29	07/05/2024	y = 1.215x-3.763	1.000
B30	B30	10/05/2024	y = 1.198x-3.745	0.998
B31	B31	10/05/2024	y = 1.209x-4.851	1.000
B32	B32	10/05/2024	y = 1.186x-0.772	0.998
B33	B33	10/05/2024	y = 1.237x-4.394	0.997
B34	B34	10/05/2024	y = 1.191x-4.725	0.999

Calibrated by :



(Mr. Adul Dangklom)

Approved by :



(Mr. Peera Detudom)



บริษัท เอส.พี.เอส. คอนซัลติ้ง เซอร์วิส จำกัด

S.P.S. CONSULTING SERVICE CO., LTD.

7 ซอยพหลโยธิน 24 ถนนพหลโยธิน แขวงจอมพล เขตจตุจักร กรุงเทพฯ 10900

7 Soi Phaholyothin 24, Phaholyothin Rd., Jompol, Chatuchak, Bangkok 10900

Tel : (662) 939-4370-72 Fax : (662) 513-4221 E-mail : sale@spscon.com, www.spscon.com

High Volume Air Sampler Calibration Report

Calibration Method : Multipoint Orifice Flow Transfer Standard

Model : TE 5025A

S/N : 3611

Calibration Data

High Volume Air Sampler Data		Calibration Data		
Recorder No.	Blower No.	Date	Actual Flowrate (ft ³ /min)	R ²
B35	B35	06/05/2024	y = 1.193x-4.091	0.999
B36	B36	10/05/2024	y = 1.172x-3.010	0.998
B37	B37	06/05/2024	y = 1.212x-2.588	1.000
B38	B38	06/05/2024	y = 1.187x-3.844	0.997
B39	B39	06/05/2024	y = 1.178x-0.811	0.999
B40	B40	06/05/2024	y = 1.221x-5.480	0.998
B41	B41	06/05/2024	y = 1.219x-4.443	0.997
B42	B42	07/05/2024	y = 1.167x-2.748	0.997
B43	B43	07/05/2024	y = 1.161x-0.034	0.999
B44	B44	07/05/2024	y = 1.249x-4.278	0.999
R01	R01	07/05/2024	y = 1.183x-4.631	0.997
R02	R02	07/05/2024	y = 1.237x-5.919	0.998
R03	R03	07/05/2024	y = 1.234x-7.377	1.000
R04	R04	10/05/2024	y = 1.250x-6.680	0.996
R05	R05	10/05/2024	y = 1.176x-4.403	0.999
R06	R06	06/05/2024	y = 1.195x-4.419	0.999
R07	R07	06/05/2024	y = 1.061x+1.385	0.999
R08	R08	06/05/2024	y = 1.169x-1.426	0.999
R09	R09	06/05/2024	y = 1.150x-0.930	0.998
R10	R10	06/05/2024	y = 1.246x-6.734	0.999
R11	R11	06/05/2024	y = 1.171x-2.938	0.999
R12	R12	10/05/2024	y = 1.149x-3.415	0.998
R13	R13	10/05/2024	y = 1.158x-3.158	0.999
R14	R14	10/05/2024	y = 1.236x-4.390	1.000
R15	R15	06/05/2024	y = 1.229x-7.704	0.998
R16	R16	06/05/2024	y = 1.242x-7.570	0.998
R17	R17	07/05/2024	y = 1.211x-5.039	0.998
R18	R18	07/05/2024	y = 1.226x-5.530	0.999
R19	R19	07/05/2024	y = 1.185x-4.311	0.999
R20	R20	09/05/2024	y = 1.193x-4.417	1.000

Calibrated by :





บริษัท เอส.พี.เอส. คอนซัลติ้ง เซอร์วิส จำกัด
S.P.S. CONSULTING SERVICE CO., LTD.
7 ซอยพหลโยธิน 24 ถนนพหลโยธิน แขวงจอมพล เขตจตุจักร กรุงเทพฯ 10900
7 Soi Phaholyothin 24, Phaholyothin Rd., Jompol, Chatuchak, Bangkok 10900
Tel : (662) 939-4370-72. Fax : (662) 513-4221, E-mail : sale@spscon.com., www.spscon.com

High Volume PM-10 Air Sampler Calibration Report

Calibration Method : Multipoint Orifice Flow Transfer Standard

Model : TE 5025A

S/N : 3611

Calibration Data

High Volume PM-10 Data		Calibration Data		
Recorder No.	Blower No.	Date	Actual Flowrate (ft ³ /min)	R ²
B01	B01	10/05/2024	y = 1.208x-2.196	0.999
B02	B02	06/05/2024	y = 1.126x+0.624	0.999
B03	B03	06/05/2024	y = 1.229x-3.954	0.999
B04	B04	06/05/2024	y = 1.179x-3.520	0.999
B05	B05	09/05/2024	y = 1.194x-4.966	0.998
B06	B06	09/05/2024	y = 1.211x-4.805	0.999
B07	B07	06/05/2024	y = 1.194x-4.491	0.998
B08	B08	06/05/2024	y = 1.199x-2.209	0.999
B09	B09	06/05/2024	y = 1.229x-6.309	0.999
B10	B10	07/05/2024	y = 1.205x-3.745	0.999
B11	B11	10/05/2024	y = 1.243x-4.611	0.998
B12	B12	07/05/2024	y = 1.235x-5.109	0.999
B13	B13	07/05/2024	y = 1.216x-4.616	0.999
B14	B14	06/05/2024	y = 1.206x-2.574	0.999
B15	B15	09/05/2024	y = 1.192x-1.864	0.999
B16	B16	07/05/2024	y = 1.198x-0.408	1.000
B17	B17	06/05/2024	y = 1.215x-4.321	0.996
B18	B18	10/05/2024	y = 1.221x-4.368	0.998
B19	B19	09/05/2024	y = 1.225x-4.263	0.999
B20	B20	07/05/2024	y = 1.236x-5.830	0.997
B21	B21	07/05/2024	y = 1.146x+0.383	0.998
B22	B22	09/05/2024	y = 1.204x-1.993	0.998
B23	B23	07/05/2024	y = 1.201x-3.338	0.999
B24	B24	09/05/2024	y = 1.155x-1.602	0.999
B25	B25	07/05/2024	y = 1.224x-5.057	0.998
B26	B26	06/05/2024	y = 1.188x-3.804	0.998
B27	B27	07/05/2024	y = 1.153x-4.016	0.998
B28	B28	07/05/2024	y = 1.197x-5.298	0.999
B29	B29	07/05/2024	y = 1.206x-4.662	0.999
B30	B30	07/05/2024	y = 1.181x-2.375	0.998
B31	B31	08/05/2024	y = 1.160x+0.847	0.999
B32	B32	08/05/2024	y = 1.223x-4.126	0.998
B33	B33	08/05/2024	y = 1.184x-1.773	0.999
B34	B34	07/05/2024	y = 1.229x-3.128	0.998

Calibrated by :



บริษัท เอส.พี.เอส. คอนซัลติ้ง เซอร์วิส จำกัด
S.P.S. CONSULTING SERVICE CO., LTD.
7 ซอยพหลโยธิน 24 ถนนพหลโยธิน แขวงจอมพล เขตจตุจักร กรุงเทพฯ 10900
7 Soi Phaholyothin 24, Phaholyothin Rd., Jompol, Chatuchak, Bangkok 10900
Tel : (662) 939-4370-72, Fax : (662) 513-4221, E-mail : sale@spscon.com, www.spscon.com

High Volume PM-10 Air Sampler Calibration Report

Calibration Method : Multipoint Orifice Flow Transfer Standard

Model : TE 5025A

S/N : 3611

Calibration Data

High Volume PM-10 Data		Calibration Data		
Recorder No.	Blower No.	Date	Actual Flowrate (ft ³ /min)	R ²
R01	R01	06/05/2024	y = 1.174x-4.049	0.999
R02	R02	06/05/2024	y = 1.205x-3.581	0.998
R03	R03	07/05/2024	y = 1.235x-6.580	0.999
R04	R04	10/05/2024	y = 1.165x-5.072	0.998
R05	R05	10/05/2024	y = 1.211x-6.165	0.997
R06	R06	06/05/2024	y = 1.203x-3.045	0.998
R07	R07	06/05/2024	y = 1.195x-3.082	0.997
R08	R08	06/05/2024	y = 1.229x-5.593	0.999
R09	R09	06/05/2024	y = 1.223x-4.946	0.997
R10	R10	09/05/2024	y = 1.169x-3.241	0.999
R11	R11	07/05/2024	y = 1.228x-2.749	0.997
R12	R12	10/05/2024	y = 1.226x-6.607	0.996
R13	R13	09/05/2024	y = 1.154x-1.960	0.998
R14	R14	06/05/2024	y = 1.205x-4.415	0.998
R15	R15	06/05/2024	y = 1.199x-3.887	0.998
R16	R16	06/05/2024	y = 1.168x-3.045	0.998
R17	R17	06/05/2024	y = 1.140x-0.557	0.997
R18	R18	06/05/2024	y = 1.165x-3.692	0.998
R19	R19	06/05/2024	y = 1.157x-0.982	0.999
R20	R20	06/05/2024	y = 1.177x-5.526	1.000

Calibrated by :





บริษัท เอส.พี.เอส. คอนซัลติ้ง เซอร์วิส จำกัด
S.P.S. CONSULTING SERVICE CO., LTD.
7 ซอยพหลโยธิน 24 ถนนพหลโยธิน แขวงจตุจักร กรุงเทพฯ 10900
7 Soi Phaholyothin 24, Phaholyothin Rd., Jompol, Chatuchak, Bangkok 10900
Tel : (662) 939-4370-72. Fax : (662) 513-4221. E-mail : sale@spscon.com, www.spscon.com

CALIBRATION REPORT

SO₂ FLUORESCENT ANALYZER

DATE : 12 May 2024

BRAND : API

MODEL : 100E

NO. SO₂-R02

SERIAL NO. 3431

Calibrator (Dilution System)

Brand : API Model : 700
Last Cal. Date : 08 August 2023 Serial No. : 911

Reference Standard Gas

Standard Gas : Sulphur Dioxide (SO₂) Cylinder No. : A00814SK
Certified Date : 21 June 2021 Expired Date : 21 June 2029 Cylinder Conc. : 49.8 ppm

CALIBRATING CONDITION

Pressure 1011 mmbar Temp. 24.5 24.5 % RH 49

CALIBRATION SETTING

Span Set Point	Initial Reading (Before Adj.),PPB			Final Reading (After Adj.),PPB	
	Expected Concentration	Analyzer Response	%Dif	Analyzer Response	Slope
Zero	0	-0.10	-	0	-
SO ₂ Span	400.0	400.1	0.025	400.0	1.009

API Model 100E SO₂ Analyzer Check list

Test Values	Observed Value	Units	Nominal Range
RANGE	500	PPB	0-500
SAMPLE PRESS	28.4	in-Hg	25-35
SAMPLE FLOW	657	cc/min	650 ± 10%
PMT	103.2	mV	-20-150 with Zero Air
UV LAMP	3026.7	mV	1000-4900
STR. LGT	61.6	PPB	<100
DRK PMT	63.1	mV	-50 - 200
DRK LMP	57.9	mV	-50 - 200
HVPS	673	V	550-900 constant
DCPS	2521	mV	2500 ± 200
RCELL TEMP	50.0	°C	50 ± 1
BOX TEMP	29.2	°C	5-40
PMT TEMP	7.3	°C	7 ± 2.0
SO ₂ Span Conc	400	PPB	20-20,000
SO ₂ Slope	1.009	-	1.0 ± 0.3
SO ₂ Offset	21.8	mV	<250
Stability at Zero	0.1	PPB	<0.2
Stability at Span	0.2	PPB	0.5% of reading (above 50 ppb)

(Mr. Adut Dangkom)

(Mr. Eera Detadom)



บริษัท เอส.พี.เอส. คอนซัลติ้ง เซอร์วิส จำกัด
S.P.S. CONSULTING SERVICE CO., LTD.
7 ซอยพหลโยธิน 24 ถนนพหลโยธิน แขวงจอมพล เขตจตุจักร กรุงเทพฯ 10900
7 Soi Phaholyothin 24, Phaholyothin Rd., Jompol, Chatuchak, Bangkok 10900
Tel : (662) 939-4370-72. Fax : (662) 513-4221. E-mail : sale@spscon.com. www.spscon.com

CALIBRATION REPORT

SO₂ FLUORESCENT ANALYZER

DATE : 12 May 2024

BRAND : API

MODEL : 100E

NO. SO₂-R05

SERIAL NO. 3490

Calibrator (Dilution System)

Brand : API

Model : 700

Last Cal. Date : 08 August 2023

Serial No. : 911

Reference Standard Gas

Standard Gas : Sulphur Dioxide (SO₂)

Cylinder No. : A00814SK

Certified Date : 21 June 2021

Expired Date : 21 June 2029

Cylinder Conc. : 49.8 ppm

CALIBRATING CONDITION

Pressure 1011 mmbar

Temp. 24.5 °C

% RH 49

CALIBRATION SETTING

Span	Initial Reading (Before Adj.),PPB			Final Reading (After Adj.),PPB	
	Expected Concentration	Analyzer Response	%Dif	Analyzer Response	Slope
Zero	0	-0.10	-	0	-
SO ₂ Span	400.0	399.7	-0.075	400.0	1.005

API Model 100E SO₂ Analyzer Check list

Test Values	Observed Value	Units	Nominal Range
RANGE	500	PPB	0-500
SAMPLE PRESS	28.5	in-Hg	25-35
SAMPLE FLOW	659	cc/min	650 ± 10%
PMT	103.0	mV	-20-150 with Zero Air
UV LAMP	3016.4	mV	1000-4900
STR. LGT	61.4	PPB	<100
DRK PMT	62.9	mV	-50 - 200
DRK LMP	57.6	mV	-50 - 200
HVPS	672	V	550-900 constant
DCPS	2517	mV	2500 ± 200
RCELL TEMP	50.4	°C	50 ± 1
BOX TEMP	29.1	°C	5-40
PMT TEMP	7.0	°C	7 ± 2.0
SO ₂ Span Conc	400	PPB	20-20,000
SO ₂ Slope	1.005	-	1.0 ± 0.3
SO ₂ Offset	21.9	mV	<250
Stability at Zero	0.1	PPB	<0.2
Stability at Span	0.2	PPB	0.5% of reading (above 50 ppb)

(Mr.Adul Dangklom)

(Mr.Peera Detudom)



บริษัท เอส.พี.เอส. คอนซัลติ้ง เซอร์วิส จำกัด
S.P.S. CONSULTING SERVICE CO., LTD.
7 ซอยพหลโยธิน 24 ถนนพหลโยธิน แขวงจอมพล เขตจตุจักร กรุงเทพฯ 10900
7 Soi Phaholyothin 24, Phaholyothin Rd., Jompol, Chatuchak, Bangkok 10900
Tel : (662) 939-4370-72, Fax : (662) 513-4221, E-mail : sale@spscon.com, www.spscon.com

CALIBRATION REPORT					
SO ₂ FLUORESCENT ANALYZER					
DATE :	12 May 2024	BRAND :	API	MODEL :	100E
NO.	SO ₂ -R06			SERIAL NO.	066
Calibrator (Dilution System)					
Brand	: API			Model	: 700
Last Cal. Date	: 08 August 2023			Serial No.	: 911
Reference Standard Gas					
Standard Gas	: Sulphur Dioxide (SO ₂)			Cylinder No.	: A00814SK
Certified Date	: 21 June 2021	Expired Date	: 21 June 2029	Cylinder Conc.	: 49.8 ppm
CALIBRATING CONDITION					
Pressure	1011	mmbar	Temp.	24.5	°C
				% RH	49
CALIBRATION SETTING					
Span	Initial Reading (Before Adj.),PPB			Final Reading (After Adj.),PPB	
Set Point	Expected Concentration	Analyzer Response	%Dif	Analyzer Response	Slope
Zero	0	0.10	-	0	-
SO ₂ Span	400.0	399.9	-0.025	400.0	1.007
API Model 100E SO ₂ Analyzer Check list					
Test Values	Observed Value	Units	Nominal Range		
RANGE	500	PPB	0-500		
SAMPLE PRESS	28.6	in-Hg	25-35		
SAMPLE FLOW	655	cc/min	650 ± 10%		
PMT	103.4	mV	-20-150 with Zero Air		
UV LAMP	3039.8	mV	1000-4900		
STR. LGT	61.9	PPB	<100		
DRK PMT	63.4	mV	-50 - 200		
DRK LMP	58.2	mV	-50 - 200		
HVPS	675	V	550-900 constant		
DCPS	2519	mV	2500 ± 200		
RCELL TEMP	50.3	°C	50 ± 1		
BOX TEMP	29.4	°C	5-40		
PMT TEMP	7.2	°C	7 ± 2.0		
SO ₂ Span Conc	400	PPB	20-20,000		
SO ₂ Slope	1.007	-	1.0 ± 0.3		
SO ₂ Offset	21.7	mV	<250		
Stability at Zero	0.1	PPB	<0.2		
Stability at Span	0.2	PPB	0.5% of reading (above 50 ppb)		

(Mr.Adul Dangklom)

(Mr.Peera Detudom)



บริษัท เอส.พี.เอส. คอนซัลติ้ง เซอร์วิส จำกัด
S.P.S. CONSULTING SERVICE CO., LTD.
7 ซอยพหลโยธิน 24 ถนนพหลโยธิน แขวงจอมพล เขตจตุจักร กรุงเทพฯ 10900
7 Soi Phaholyothin 24, Phaholyothin Rd., Jompol, Chatuchak, Bangkok 10900
Tel : (662) 939-4370-72, Fax : (662) 513-4221, E-mail : sale@spscon.com, www.spscon.com

CALIBRATION REPORT

SO₂ FLUORESCENT ANALYZER

DATE : 12 May 2024 BRAND : TELEDYNE MODEL : TML-60
NO. SO₂-R08 SERIAL NO. TRS1064

Calibrator (Dilution System)

Brand : API Model : 700
Last Cal. Date : 08 August 2023 Serial No. : 911

Reference Standard Gas

Standard Gas : Sulphur Dioxide (SO₂) Cylinder No. : A00814SK
Certified Date : 21 June 2021 Expired Date : 21 June 2029 Cylinder Conc. : 49.8 ppm

CALIBRATING CONDITION

Pressure 1011 mmbar Temp. 24.5 °C % RH 49

CALIBRATION SETTING

Span	Initial Reading (Before Adj.), PPB			Final Reading (After Adj.), PPB	
Set Point	Expected Concentration	Analyzer Response	%Dif	Analyzer Response	Slope
Zero	0	0.10	-	0	-
SO ₂ Span	400.0	399.8	-0.050	400.0	1.008

API Model TML-60 SO₂ Analyzer Check list

Test Values	Observed Value	Units	Nominal Range
RANGE	500	PPB	0-500
SAMPLE PRESS	28.5	in-Hg	25-35
SAMPLE FLOW	660	cc/min	650 ± 10%
PMT	103.5	mV	-20-150 with Zero Air
UV LAMP	3044.3	mV	1000-4900
STR. LGT	61.5	PPB	<100
DRK PMT	63.0	mV	-50 - 200
DRK LMP	58.1	mV	-50 - 200
HVPS	674	V	550-900 constant
DCPS	2518	mV	2500 ± 200
RCELL TEMP	50.2	°C	50 ± 1
BOX TEMP	29.1	°C	5-40
PMT TEMP	7.3	°C	7 ± 2.0
SO ₂ Span Conc	400	PPB	20-20,000
SO ₂ Slope	1.008	-	1.0 ± 0.3
SO ₂ Offset	22.0	mV	<250
Stability at Zero	0.1	PPB	<0.2
Stability at Span	0.2	PPB	0.5% of reading (above 50 ppb)



บริษัท เอส.พี.เอส. คอนซัลติ้ง เซอร์วิส จำกัด
S.P.S. CONSULTING SERVICE CO., LTD.
7 ซอยพหลโยธิน 24 ถนนพหลโยธิน แขวงจอมพล เขตจตุจักร กรุงเทพฯ 10900
7 Soi Phaholyothin 24, Phaholyothin Rd., Jompol, Chatuchak, Bangkok 10900
Tel : (662) 939-4370-72, Fax : (662) 513-4221, E-mail : sale@spscon.com., www.spscon.com

CALIBRATION REPORT
SO₂ FLUORESCENT ANALYZER

DATE : 12 May 2024 BRAND : TELEDYNE MODEL : 100E
NO. SO₂-R10 SERIAL NO. TRS1065

Calibrator (Dilution System)

Brand : API Model : 700
Last Cal. Date : 08 August 2023 Serial No. : 911

Reference Standard Gas

Standard Gas : Sulphur Dioxide (SO₂) Cylinder No. : A00814SK
Certified Date : 21 June 2021 Expired Date : 21 June 2029 Cylinder Conc. : 49.8 ppm

CALIBRATING CONDITION

Pressure 1011 mmbar Temp. 24.5 °C % RH 49

CALIBRATION SETTING

Span Set Point	Initial Reading (Before Adj.),PPB			Final Reading (After Adj.),PPB	
	Expected Concentration	Analyzer Response	%Dif	Analyzer Response	Slope
Zero	0	0.11	-	0	-
SO ₂ Span	400.0	400.2	0.050	400.0	1.012

API Model 100E SO₂ Analyzer Check list

Test Values	Observed Value	Units	Nominal Range
RANGE	500	PPB	0-500
SAMPLE PRESS	28.7	in-Hg	25-35
SAMPLE FLOW	658	cc/min	650 ± 10%
PMT	102.9	mV	-20-150 with Zero Air
UV LAMP	3011.6	mV	1000-4900
STR. LGT	61.4	PPB	<100
DRK PMT	63.0	mV	-50 - 200
DRK LMP	57.8	mV	-50 - 200
HVPS	669	V	550-900 constant
DCPS	2525	mV	2500 ± 200
RCELL TEMP	50.0	°C	50 ± 1
BOX TEMP	28.8	°C	5-40
PMT TEMP	7.1	°C	7 ± 2.0
SO ₂ Span Conc	400	PPB	20-20,000
SO ₂ Slope	1.012	-	1.0 ± 0.3
SO ₂ Offset	21.9	mV	<250
Stability at Zero	0.1	PPB	<0.2
Stability at Span	0.2	PPB	0.5% of reading (above 50 ppb)

(Mr.Adul Dangklom)

(Mr.Peera Detudom)



บริษัท เอส.พี.เอส. คอนซัลติ้ง เซอร์วิส จำกัด

S.P.S. CONSULTING SERVICE CO., LTD.

7 ซอยพหลโยธิน 24 ถนนพหลโยธิน แขวงจอมพล เขตจตุจักร กรุงเทพฯ 10900

7 Soi Phaholyothin 24, Phaholyothin Rd., Jompol, Chatuchak, Bangkok 10900

Tel : (662) 939-4370-72. Fax : (662) 513-4221. E-mail : sale@spscon.com., www.spscon.com

CALIBRATION REPORT

CHEMILUMINESCENT NO / NO₂ / NO_x ANALYZER

DATE : 12 May 2024

BRAND : API

MODEL : 200E

NO. NOX-R04

SERIAL NO. 4411

Calibrator (Dilution System)

Brand : API

Model : 700

Last Cal. Date : 08 August 2023

Serial No. : 911

Reference Standard Gas

Standard Gas : Nitric Oxide (NO)

Cylinder No. : A00726SV

Certified Date : 05 January 2023

Expired Date : 05 January 2026

Cylinder Conc. : 48.8 ppm

CALIBRATING CONDITION

Pressure 1011 mmbar

Temp. 24.5 °C

% RH 49

CALIBRATION SETTING

Span Set Point	Initial Reading (Before Adj.),PPB			Final Reading (After Adj.),PPB	
	Expected Concentration	Analyzer Response	%Dif	Analyzer Response	Slope
Zero	0	-0.10	-	0	-
NO Span	400	399.8	-0.050	400.0	1.006
NO _x Span	400	400.2	0.050	400.0	1.010

API Model 200E NO_x Analyzer Check List

Test Values	Observed Value	Units	Nominal Range
RANGE	500	PPB	500 standard
STABILITY (Zero Gas)	0.1	PPB	< 2 with zero air
SAMPLE FLOW	509	cc/min	500 ± 50
OZONE FLOW	79	cc/min	80 ± 15
PMT	103.1	mV	-20 - 150
AZERO	93.9	mV	-20 - 150
HVPS	669	V	420 - 900 constant
RCELL TEMP	50.0	°C	50 ± 1
BOX TEMP	28.8	°C	8 - 48
PMT TEMP	7.1	°C	7 ± 2
MOLY TEMP	315.4	°C	315 ± 5
RCELL PRESS	8.5	IN-Hg-A	2 - 10 constant
SAMPLE PRESS	28.7	IN-Hg-A	25 - 30 constant
NO Span Conc	400	PPB	20 - 20,000
NO _x Span Conc	400	PPB	20 - 20,000
NO Slope	1.006	-	1.0 ± 0.3
NO _x Slope	1.010	-	1.0 ± 0.3
NO Offset	1.3	mV	-20 to +150
NO _x Offset	0.9	mV	-20 to 150
Stability at Zero	0.1	PPB	< 0.2
Stability at Span	0.2	PPB	< 2 ppb @ 400 ppb span gas

(Mr.Adul Dangklom)

(Mr.Peera Detudom)



บริษัท เอส.พี.เอส. คอนซัลติ้ง เซอร์วิส จำกัด
S.P.S. CONSULTING SERVICE CO., LTD.
7 ซอยพหลโยธิน 24 ถนนพหลโยธิน แขวงจอมพล เขตจตุจักร กรุงเทพฯ 10900
7 Soi Phaholyothin 24, Phaholyothin Rd., Jompol, Chatuchak, Bangkok 10900
Tel : (662) 939-4370-72. Fax : (662) 513-4221. E-mail : sale@spscon.com., www.spscon.com

CALIBRATION REPORT

CHEMILUMINESCENT NO / NO₂ / NO_x ANALYZER

DATE : 12 May 2024

BRAND : API

MODEL : 200E

NO. NOX-R05

SERIAL NO. 4413

Calibrator (Dilution System)

Brand : API

Model : 700

Last Cal. Date : 08 August 2023

Serial No. : 911

Reference Standard Gas

Standard Gas : Nitric Oxide (NO)

Cylinder No. : A00726SV

Certified Date : 05 January 2023

Expired Date : 05 January 2026

Cylinder Conc. : 48.8 ppm

CALIBRATING CONDITION

Pressure 1011 mmbar

Temp. 24.5 °C

% RH 49

CALIBRATION SETTING

Span Set Point	Initial Reading (Before Adj.),PPB			Final Reading (After Adj.),PPB	
	Expected Concentration	Analyzer Response	%Dif	Analyzer Response	Slope
Zero	0	0.11	-	0	-
NO Span	400	400.1	0.025	400.0	1.008
NO _x Span	400	400.2	0.050	400.0	1.011

API Model 200E NO_x Analyzer Check List

Test Values	Observed Value	Units	Nominal Range
RANGE	500	PPB	500 standard
STABILITY (Zero Gas)	0.1	PPB	< 2 with zero air
SAMPLE FLOW	510	cc/min	500 ± 50
OZONE FLOW	79	cc/min	80 ± 15
PMT	103.4	mV	-20 - 150
AZERO	94.1	mV	-20 - 150
HVPS	671	V	420 - 900 constant
RCELL TEMP	50.3	°C	50 ± 1
BOX TEMP	29.2	°C	8 - 48
PMT TEMP	7.4	°C	7 ± 2
MOLY TEMP	315.3	°C	315 ± 5
RCELL PRESS	8.4	IN-Hg-A	2 - 10 constant
SAMPLE PRESS	28.7	IN-Hg-A	25 - 30 constant
NO Span Conc	400	PPB	20 - 20,000
NO _x Span Conc	400	PPB	20 - 20,000
NO Slope	1.008	-	1.0 ± 0.3
NO _x Slope	1.011	-	1.0 ± 0.3
NO Offset	1.6	mV	-20 to +150
NO _x Offset	1.0	mV	-20 to 150
Stability at Zero	0.1	PPB	< 0.2
Stability at Span	0.2	PPB	< 2 ppb @ 400 ppb span gas

(Mr.Adul Dangklom)

(Mr.Peera Detudom)



บริษัท เอส.พี.เอส. คอนซัลติ้ง เซอร์วิส จำกัด
S.P.S. CONSULTING SERVICE CO., LTD.
7 ซอยพหลโยธิน 24 ถนนพหลโยธิน แขวงจอมพล เขตจตุจักร กรุงเทพฯ 10900
7 Soi Phaholyothin 24, Phaholyothin Rd., Jompol, Chatuchak, Bangkok 10900
Tel : (662) 939-4370-72. Fax : (662) 513-4221. E-mail : sale@spscon.com.. www.spscon.com

CALIBRATION REPORT

CHEMILUMINESCENT NO / NO₂ / NO_x ANALYZER

DATE : 12 May 2024

BRAND : API

MODEL : 200E

NO. NOX-R06

SERIAL NO. 4466

Calibrator (Dilution System)

Brand : API

Model : 700

Last Cal. Date : 08 August 2023

Serial No. : 911

Reference Standard Gas

Standard Gas : Nitric Oxide (NO)

Cylinder No. : A00726SV

Certified Date : 05 January 2023

Expired Date : 05 January 2026

Cylinder Conc. : 48.8 ppm

CALIBRATING CONDITION

Pressure 1011 mmbar

Temp. 24.5 °C

% RH 49

CALIBRATION SETTING

Span Set Point	Initial Reading (Before Adj.),PPB			Final Reading (After Adj.),PPB	
	Expected Concentration	Analyzer Response	%Dif	Analyzer Response	Slope
Zero	0	-0.10	-	0	-
NO Span	400	399.6	-0.100	400.0	1.004
NO _x Span	400	399.8	-0.050	400.0	1.007

API Model 200E NO_x Analyzer Check List

Test Values	Observed Value	Units	Nominal Range
RANGE	500	PPB	500 standard
STABILITY (Zero Gas)	0.1	PPB	< 2 with zero air
SAMPLE FLOW	507	cc/min	500 ± 50
OZONE FLOW	78	cc/min	80 ± 15
PMT	102.9	mV	-20 - 150
AZERO	93.6	mV	-20 - 150
HVPS	669	V	420 - 900 constant
RCELL TEMP	50.4	°C	50 ± 1
BOX TEMP	29.3	°C	8 - 48
PMT TEMP	7.1	°C	7 ± 2
MOLY TEMP	315.1	°C	315 ± 5
RCELL PRESS	8.3	IN-Hg-A	2 - 10 constant
SAMPLE PRESS	28.4	IN-Hg-A	25 - 30 constant
NO Span Conc	400	PPB	20 - 20,000
NO _x Span Conc	400	PPB	20 - 20,000
NO Slope	1.004	-	1.0 ± 0.3
NO _x Slope	1.007	-	1.0 ± 0.3
NO Offset	1.2	mV	-20 to +150
NO _x Offset	0.8	mV	-20 to 150
Stability at Zero	0.1	PPB	< 0.2
Stability at Span	0.2	PPB	< 2 ppb @ 400 ppb span gas

Calibrated



บริษัท เอส.พี.เอส. คอนซัลติ้ง เซอร์วิส จำกัด
S.P.S. CONSULTING SERVICE CO., LTD.
7 ซอยพหลโยธิน 24 ถนนพหลโยธิน แขวงจอมพล เขตจตุจักร กรุงเทพฯ 10900
7 Soi Phaholyothin 24, Phaholyothin Rd., Jompol, Chatuchak, Bangkok 10900
Tel : (662) 939-4370-72. Fax : (662) 513-4221. E-mail : sale@spscon.com., www.spscon.com

CALIBRATION REPORT

CHEMILUMINESCENT NO / NO₂ / NO_x ANALYZER

DATE : 12 May 2024

BRAND : API

MODEL : 200E

NO. NOX-R07

SERIAL NO. 4468

Calibrator (Dilution System)

Brand : API

Model : 700

Last Cal. Date : 08 August 2023

Serial No. : 911

Reference Standard Gas

Standard Gas : Nitric Oxide (NO)

Cylinder No. : A00726SV

Certified Date : 05 January 2023

Expired Date : 05 January 2026

Cylinder Conc. : 48.8 ppm

CALIBRATING CONDITION

Pressure 1011 mmbar

Temp. 24.5 °C

% RH 49

CALIBRATION SETTING

Span Set Point	Initial Reading (Before Adj.),PPB			Final Reading (After Adj.),PPB	
	Expected Concentration	Analyzer Response	%Dif	Analyzer Response	Slope
Zero	0	0.11	-	0	-
NO Span	400	400.2	0.050	400.0	1.010
NO _x Span	400	400.3	0.075	400.0	1.014

API Model 200E NO_x Analyzer Check List

Test Values	Observed Value	Units	Nominal Range
RANGE	500	PPB	500 standard
STABILITY (Zero Gas)	0.1	PPB	< 2 with zero air
SAMPLE FLOW	512	cc/min	500 ± 50
OZONE FLOW	79	cc/min	80 ± 15
PMT	103.2	mV	-20 - 150
AZERO	94.0	mV	-20 - 150
HVPS	672	V	420 - 900 constant
RCELL TEMP	50.1	°C	50 ± 1
BOX TEMP	29.4	°C	8 - 48
PMT TEMP	7.3	°C	7 ± 2
MOLY TEMP	315.2	°C	315 ± 5
RCELL PRESS	8.4	IN-Hg-A	2 - 10 constant
SAMPLE PRESS	28.6	IN-Hg-A	25 - 30 constant
NO Span Conc	400	PPB	20 - 20,000
NO _x Span Conc	400	PPB	20 - 20,000
NO Slope	1.100	-	1.0 ± 0.3
NO _x Slope	1.014	-	1.0 ± 0.3
NO Offset	1.8	mV	-20 to +150
NO _x Offset	1.0	mV	-20 to 150
Stability at Zero	0.1	PPB	< 0.2
Stability at Span	0.2	PPB	< 2 ppb @ 400 ppb span gas

Calibrated by :



บริษัท เอส.พี.เอส. คอนซัลติ้ง เซอร์วิส จำกัด

S.P.S. CONSULTING SERVICE CO., LTD.

7 ซอยพหลโยธิน 24 ถนนพหลโยธิน แขวงจอมพล เขตจตุจักร กรุงเทพฯ 10900

7 Soi Phaholyothin 24, Phaholyothin Rd., Jompol, Chatuchak, Bangkok 10900

Tel : (662) 939-4370-72 Fax : (662) 513-4221, E-mail : sale@spscon.com, www.spscon.com

CALIBRATION REPORT

CHEMILUMINESCENT NO / NO₂ / NO_x ANALYZER

DATE : 12 May 2024

BRAND : API

MODEL : 200E

NO. NOX-R08

SERIAL NO. 243

Calibrator (Dilution System)

Brand : API

Model : 700

Last Cal. Date : 08 August 2023

Serial No. : 911

Reference Standard Gas

Standard Gas : Nitric Oxide (NO)

Cylinder No. : A00726SV

Certified Date : 05 January 2023

Expired Date : 05 January 2026

Cylinder Conc. : 48.8 ppm

CALIBRATING CONDITION

Pressure 1011 mmbar

Temp. 24.5 °C

% RH 49

CALIBRATION SETTING

Span Set Point	Initial Reading (Before Adj.),PPB			Final Reading (After Adj.),PPB	
	Expected Concentration	Analyzer Response	%Dif	Analyzer Response	Slope
Zero	0	0.10	-	0	-
NO Span	400	399.7	-0.075	400.0	1.007
NO _x Span	400	400.1	0.025	400.0	1.011

API Model 200E NO_x Analyzer Check List

Test Values	Observed Value	Units	Nominal Range
RANGE	500	PPB	500 standard
STABILITY (Zero Gas)	0.1	PPB	< 2 with zero air
SAMPLE FLOW	505	cc/min	500 ± 50
OZONE FLOW	78	cc/min	80 ± 15
PMT	103.1	mV	-20 - 150
AZERO	93.8	mV	-20 - 150
HVPS	670	V	420 - 900 constant
RCELL TEMP	50.5	°C	50 ± 1
BOX TEMP	29.0	°C	8 - 48
PMT TEMP	7.2	°C	7 ± 2
MOLY TEMP	314.7	°C	315 ± 5
RCELL PRESS	8.3	IN-Hg-A	2 - 10 constant
SAMPLE PRESS	28.5	IN-Hg-A	25 - 30 constant
NO Span Conc	400	PPB	20 - 20,000
NO _x Span Conc	400	PPB	20 - 20,000
NO Slope	1.007	-	1.0 ± 0.3
NO _x Slope	1.011	-	1.0 ± 0.3
NO Offset	1.1	mV	-20 to +150
NO _x Offset	0.7	mV	-20 to 150
Stability at Zero	0.1	PPB	< 0.2
Stability at Span	0.2	PPB	< 2 ppb @ 400 ppb span gas

Calibrated by :



(Min. Peera Detadom)



บริษัท เอส.พี.เอส. คอนซัลติ้ง เซอร์วิส จำกัด
S.P.S. CONSULTING SERVICE CO., LTD.
7 ซอยพหลโยธิน 24 ถนนพหลโยธิน แขวงจอมพล เขตจตุจักร กรุงเทพฯ 10900
7 Soi Phaholyothin 24, Phaholyothin Rd., Jompol, Chatuchak, Bangkok 10900
Tel : (662) 939-4370-72, Fax : (662) 513-4221, E-mail : sale@spscon.com, www.spscon.com

CALIBRATION REPORT

SO₂ FLUORESCENT ANALYZER

DATE : 09 June 2024

BRAND : API

MODEL : 100E

NO. SO₂-R01

SERIAL NO. 3415

Calibrator (Dilution System)

Brand : API Model : 700
Last Cal. Date : 08 August 2023 Serial No. : 911

Reference Standard Gas

Standard Gas : Sulphur Dioxide (SO₂) Cylinder No. : A00814SK
Certified Date : 21 June 2021 Expired Date : 21 June 2029 Cylinder Conc. : 49.8 ppm

CALIBRATING CONDITION

Pressure 1011 mmbar Temp. 24.5 24.5 % RH 49

CALIBRATION SETTING

Span	Initial Reading (Before Adj.),PPB			Final Reading (After Adj.),PPB	
Set Point	Expected Concentration	Analyzer Response	%Dif	Analyzer Response	Slope
Zero	0	-10.00	-	0	-
SO ₂ Span	400.0	399.7	-0.075	400.0	1.006

API Model 100E SO₂ Analyzer Check list

Test Values	Observed Value	Units	Nominal Range
RANGE	500	PPB	0-500
SAMPLE PRESS	28.5	in-Hg	25-35
SAMPLE FLOW	658	cc/min	650 ± 10%
PMT	103.1	mV	-20-150 with Zero Air
UV LAMP	3016.3	mV	1000-4900
STR. LGT	61.4	PPB	<100
DRK PMT	62.9	mV	-50 - 200
DRK LMP	57.6	mV	-50 - 200
HVPS	674	V	550-900 constant
DCPS	2527	mV	2500 ± 200
RCELL TEMP	50.4	°C	50 ± 1
BOX TEMP	29.5	°C	5-40
PMT TEMP	7.1	°C	7 ± 2.0
SO ₂ Span Conc	400	PPB	20-20,000
SO ₂ Slope	1.006	-	1.0 ± 0.3
SO ₂ Offset	22.2	mV	<250
Stability at Zero	0.1	PPB	<0.2
Stability at Span	0.2	PPB	0.5% of reading (above 50 ppb)

Calibra



บริษัท เอส.พี.เอส. คอนซัลติ้ง เซอร์วิส จำกัด
S.P.S. CONSULTING SERVICE CO., LTD.
7 ซอยพหลโยธิน 24 ถนนพหลโยธิน แขวงจอมพล เขตจตุจักร กรุงเทพฯ 10900
7 Soi Phaholyothin 24, Phaholyothin Rd., Jompol, Chatuchak, Bangkok 10900
Tel : (662) 939-4370-72, Fax : (662) 513-4221, E-mail : sale@spscon.com., www.spscon.com

CALIBRATION REPORT

SO₂ FLUORESCENT ANALYZER

DATE : 09 June 2024

BRAND : API

MODEL : 100E

NO. SO₂-R02

SERIAL NO. 3431

Calibrator (Dilution System)

Brand : API	Model : 700
Last Cal. Date : 08 August 2023	Serial No. : 911

Reference Standard Gas

Standard Gas : Sulphur Dioxide (SO ₂)	Cylinder No. : A00814SK
Certified Date : 21 June 2021	Expired Date : 21 June 2029
	Cylinder Conc. : 49.8 ppm

CALIBRATING CONDITION

Pressure 1011 mmbar Temp. 24.5 24.5 % RH 49

CALIBRATION SETTING

Span	Initial Reading (Before Adj.),PPB			Final Reading (After Adj.),PPB	
Set Point	Expected Concentration	Analyzer Response	%Dif	Analyzer Response	Slope
Zero	0	-0.10	-	0	-
SO ₂ Span	400.0	400.1	0.025	400.0	1.011

API Model 100E SO₂ Analyzer Check list

Test Values	Observed Value	Units	Nominal Range
RANGE	500	PPB	0-500
SAMPLE PRESS	28.4	in-Hg	25-35
SAMPLE FLOW	657	cc/min	650 ± 10%
PMT	102.9	mV	-20-150 with Zero Air
UV LAMP	3009.5	mV	1000-4900
STR. LGT	61.6	PPB	<100
DRK PMT	63.1	mV	-50 - 200
DRK LMP	57.9	mV	-50 - 200
HVPS	673	V	550-900 constant
DCPS	2521	mV	2500 ± 200
RCELL TEMP	50.0	°C	50 ± 1
BOX TEMP	29.2	°C	5-40
PMT TEMP	7.3	°C	7 ± 2.0
SO ₂ Span Conc	400	PPB	20-20,000
SO ₂ Slope	1.011	-	1.0 ± 0.3
SO ₂ Offset	21.8	mV	<250
Stability at Zero	0.1	PPB	<0.2
Stability at Span	0.2	PPB	0.5% of reading (above 50 ppb)

Calibrated by



บริษัท เอส.พี.เอส. คอนซัลติ้ง เซอร์วิส จำกัด
S.P.S. CONSULTING SERVICE CO., LTD.
7 ซอยพหลโยธิน 24 ถนนพหลโยธิน แขวงจอมพล เขตจตุจักร กรุงเทพฯ 10900
7 Soi Phaholyothin 24, Phaholyothin Rd., Jompol, Chatuchak, Bangkok 10900
Tel : (662) 939-4370-72, Fax : (662) 513-4221, E-mail : sale@spscon.com, www.spscon.com

CALIBRATION REPORT

SO₂ FLUORESCENT ANALYZER

DATE : 09 June 2024

BRAND : API

MODEL : 100E

NO. SO₂-R04

SERIAL NO. 3489

Calibrator (Dilution System)

Brand : API Model : 700
Last Cal. Date : 08 August 2023 Serial No. : 911

Reference Standard Gas

Standard Gas : Sulphur Dioxide (SO₂) Cylinder No. : A00814SK
Certified Date : 21 June 2021 Expired Date : 21 June 2029 Cylinder Conc. : 49.8 ppm

CALIBRATING CONDITION

Pressure 1011 mmbar Temp. 24.5 24.5 % RH 49

CALIBRATION SETTING

Span	Initial Reading (Before Adj.),PPB			Final Reading (After Adj.),PPB	
Set Point	Expected Concentration	Analyzer Response	%Dif	Analyzer Response	Slope
Zero	0	0.10	-	0	-
SO ₂ Span	400.0	400.2	0.050	400.0	1.013

API Model 100E SO₂ Analyzer Check list

Test Values	Observed Value	Units	Nominal Range
RANGE	500	PPB	0-500
SAMPLE PRESS	28.7	in-Hg	25-35
SAMPLE FLOW	654	cc/min	650 ± 10%
PMT	103.3	mV	-20-150 with Zero Air
UV LAMP	3034.1	mV	1000-4900
STR. LGT	61.8	PPB	<100
DRK PMT	63.3	mV	-50 - 200
DRK LMP	58.0	mV	-50 - 200
HVPS	671	V	550-900 constant
DCPS	2528	mV	2500 ± 200
RCELL TEMP	50.2	°C	50 ± 1
BOX TEMP	29.3	°C	5-40
PMT TEMP	7.1	°C	7 ± 2.0
SO ₂ Span Conc	400	PPB	20-20,000
SO ₂ Slope	1.013	-	1.0 ± 0.3
SO ₂ Offset	22.1	mV	<250
Stability at Zero	0.1	PPB	<0.2
Stability at Span	0.2	PPB	0.5% of reading (above 50 ppb)

Calibrated by :



บริษัท เอส.พี.เอส. คอนซัลติ้ง เซอร์วิส จำกัด
S.P.S. CONSULTING SERVICE CO., LTD.
7 ซอยพหลโยธิน 24 ถนนพหลโยธิน แขวงจอมพล เขตจตุจักร กรุงเทพฯ 10900
7 Soi Phaholyothin 24, Phaholyothin Rd., Jompol, Chatuchak, Bangkok 10900
Tel : (662) 939-4370-72. Fax : (662) 513-4221. E-mail : sale@spscon.com., www.spscon.com

CALIBRATION REPORT					
SO ₂ FLUORESCENT ANALYZER					
DATE :	09 June 2024	BRAND :	API	MODEL :	100E
NO.	SO ₂ -R06			SERIAL NO.	066
Calibrator (Dilution System)					
Brand	: API			Model	: 700
Last Cal. Date	: 08 August 2023			Serial No.	: 911
Reference Standard Gas					
Standard Gas	: Sulphur Dioxide (SO ₂)			Cylinder No.	: A00814SK
Certified Date	: 21 June 2021		Expired Date	: 21 June 2029	
			Cylinder Conc.	: 49.8 ppm	
CALIBRATING CONDITION					
Pressure	1011	mmbar	Temp.	24.5	°C
			% RH	49	
CALIBRATION SETTING					
Span	Initial Reading (Before Adj.),PPB			Final Reading (After Adj.),PPB	
Set Point	Expected Concentration	Analyzer Response	%Dif	Analyzer Response	Slope
Zero	0	0.10	-	0	-
SO ₂ Span	400.0	399.9	-0.025	400.0	1.009
API Model 100E SO ₂ Analyzer Check list					
Test Values	Observed Value	Units	Nominal Range		
RANGE	500	PPB	0-500		
SAMPLE PRESS	28.6	in-Hg	25-35		
SAMPLE FLOW	655	cc/min	650 ± 10%		
PMT	103.4	mV	-20-150 with Zero Air		
UV LAMP	3039.8	mV	1000-4900		
STR. LGT	61.9	PPB	<100		
DRK PMT	63.4	mV	-50 - 200		
DRK LMP	58.2	mV	-50 - 200		
HVPS	675	V	550-900 constant		
DCPS	2519	mV	2500 ± 200		
RCELL TEMP	50.3	°C	50 ± 1		
BOX TEMP	29.1	°C	5-40		
PMT TEMP	7.2	°C	7 ± 2.0		
SO ₂ Span Conc	400	PPB	20-20,000		
SO ₂ Slope	1.009	-	1.0 ± 0.3		
SO ₂ Offset	21.7	mV	<250		
Stability at Zero	0.1	PPB	<0.2		
Stability at Span	0.2	PPB	0.5% of reading (above 50 ppb)		

Calibrated by :



บริษัท เอส.พี.เอส. คอนซัลติ้ง เซอร์วิส จำกัด

S.P.S. CONSULTING SERVICE CO., LTD.

7 ซอยพหลโยธิน 24 ถนนพหลโยธิน แขวงจอมพล เขตจตุจักร กรุงเทพฯ 10900

7 Soi Phaholyothin 24, Phaholyothin Rd., Jompol, Chatuchak, Bangkok 10900

Tel : (662) 939-4370-72, Fax : (662) 513-4221, E-mail : sale@spscon.com, www.spscon.com

CALIBRATION REPORT

SO₂ FLUORESCENT ANALYZER

DATE : 09 June 2024

BRAND : API

MODEL : 100E

NO. SO₂-R09

SERIAL NO. 76

Calibrator (Dilution System)

Brand : API Model : 700
Last Cal. Date : 08 August 2023 Serial No. : 911

Reference Standard Gas

Standard Gas : Sulphur Dioxide (SO₂) Cylinder No. : A00814SK
Certified Date : 21 June 2021 Expired Date : 21 June 2029 Cylinder Conc. : 49.8 ppm

CALIBRATING CONDITION

Pressure 1011 mmbar Temp. 24.5 °C % RH 49

CALIBRATION SETTING

Span	Initial Reading (Before Adj.),PPB			Final Reading (After Adj.),PPB	
Set Point	Expected Concentration	Analyzer Response	%Dif	Analyzer Response	Slope
Zero	0	-0.10	-	0	-
SO ₂ Span	400.0	399.6	-0.100	400.0	1.005

API Model 100E SO₂ Analyzer Check list

Test Values	Observed Value	Units	Nominal Range
RANGE	500	PPB	0-500
SAMPLE PRESS	28.4	in-Hg	25-35
SAMPLE FLOW	660	cc/min	650 ± 10%
PMT	103.2	mV	-20-150 with Zero Air
UV LAMP	3028.7	mV	1000-4900
STR. LGT	61.5	PPB	<100
DRK PMT	63.2	mV	-50 - 200
DRK LMP	57.8	mV	-50 - 200
HVPS	670	V	550-900 constant
DCPS	2516	mV	2500 ± 200
RCELL TEMP	50.1	°C	50 ± 1
BOX TEMP	29.4	°C	5-40
PMT TEMP	7.5	°C	7 ± 2.0
SO ₂ Span Conc	400	PPB	20-20,000
SO ₂ Slope	1.005	-	1.0 ± 0.3
SO ₂ Offset	21.6	mV	<250
Stability at Zero	0.1	PPB	<0.2
Stability at Span	0.2	PPB	0.5% of reading (above 50 ppb)

Calibrated by :



บริษัท เอส.พี.เอส. คอนซัลติ้ง เซอร์วิส จำกัด

S.P.S. CONSULTING SERVICE CO., LTD.

7 ซอยพหลโยธิน 24 ถนนพหลโยธิน แขวงจอมพล เขตจตุจักร กรุงเทพฯ 10900

7 Soi Phaholyothin 24, Phaholyothin Rd., Jompol, Chatuchak, Bangkok 10900

Tel : (662) 939-4370-72. Fax : (662) 513-4221. E-mail : sale@spscon.com.. www.spscon.com

CALIBRATION REPORT

CHEMILUMINESCENT NO / NO₂ / NO_x ANALYZER

DATE : 09 June 2024

BRAND : API

MODEL : 200E

NO. NOX-R01

SERIAL NO. 769

Calibrator (Dilution System)

Brand : API

Model : 700

Last Cal. Date : 08 August 2023

Serial No. : 911

Reference Standard Gas

Standard Gas : Nitric Oxide (NO)

Cylinder No. : A00726SV

Certified Date : 05 January 2023

Expired Date : 05 January 2026

Cylinder Conc. : 48.8 ppm

CALIBRATING CONDITION

Pressure 1011 mmbar

Temp. 24.5 °C

% RH 49

CALIBRATION SETTING

Span Set Point	Initial Reading (Before Adj.),PPB			Final Reading (After Adj.),PPB	
	Expected Concentration	Analyzer Response	%Dif	Analyzer Response	Slope
Zero	0	0.11	-	0	-
NO Span	400	399.9	-0.025	400.0	1.007
NO _x Span	400	400.1	0.025	400.0	1.011

API Model 200E NO_x Analyzer Check List

Test Values	Observed Value	Units	Nominal Range
RANGE	500	PPB	500 standard
STABILITY (Zero Gas)	0.1	PPB	< 2 with zero air
SAMPLE FLOW	508	cc/min	500 ± 50
OZONE FLOW	78	cc/min	80 ± 15
PMT	103.4	mV	-20 - 150
AZERO	94.2	mV	-20 - 150
HVPS	670	V	420 - 900 constant
RCELL TEMP	50.2	°C	50 ± 1
BOX TEMP	29.4	°C	8 - 48
PMT TEMP	7.5	°C	7 ± 2
MOLY TEMP	315.2	°C	315 ± 5
RCELL PRESS	8.2	IN-Hg-A	2 - 10 constant
SAMPLE PRESS	28.5	IN-Hg-A	25 - 30 constant
NO Span Conc	400	PPB	20 - 20,000
NO _x Span Conc	400	PPB	20 - 20,000
NO Slope	1.007	-	1.0 ± 0.3
NO _x Slope	1.011	-	1.0 ± 0.3
NO Offset	1.6	mV	-20 to +150
NO _x Offset	1.0	mV	-20 to 150
Stability at Zero	0.1	PPB	< 0.2
Stability at Span	0.2	PPB	< 2 ppb @ 400 ppb span gas

Calibrated by



บริษัท เอส.พี.เอส. คอนсалต์ติ้ง เซอร์วิส จำกัด
S.P.S. CONSULTING SERVICE CO., LTD.
7 ซอยพหลโยธิน 24 ถนนพหลโยธิน แขวงจอมพล เขตจตุจักร กรุงเทพฯ 10900
7 Soi Phaholyothin 24, Phaholyothin Rd., Jompol, Chatuchak, Bangkok 10900
Tel : (662) 939-4370-72, Fax : (662) 513-4221, E-mail : sale@spscon.com., www.spscon.com

CALIBRATION REPORT

CHEMILUMINESCENT NO / NO₂ / NO_x ANALYZER

DATE : 09 June 2024

BRAND : API

MODEL : 200E

NO. NOX-R02

SERIAL NO. 2285

Calibrator (Dilution System)

Brand : API

Model : 700

Last Cal. Date : 08 August 2023

Serial No. : 911

Reference Standard Gas

Standard Gas : Nitric Oxide (NO)

Cylinder No. : A00726SV

Certified Date : 05 January 2023

Expired Date : 05 January 2026

Cylinder Conc. : 48.8 ppm

CALIBRATING CONDITION

Pressure 1011 mmbar

Temp. 24.5 °C

% RH 49

CALIBRATION SETTING

Span Set Point	Initial Reading (Before Adj.),PPB			Final Reading (After Adj.),PPB	
	Expected Concentration	Analyzer Response	%Dif	Analyzer Response	Slope
Zero	0	-0.10	-	0	-
NO Span	400	400.1	0.025	400.0	1.010
NO _x Span	400	400.3	0.075	400.0	1.014

API Model 200E NO_x Analyzer Check List

Test Values	Observed Value	Units	Nominal Range
RANGE	500	PPB	500 standard
STABILITY (Zero Gas)	0.1	PPB	< 2 with zero air
SAMPLE FLOW	511	cc/min	500 ± 50
OZONE FLOW	79	cc/min	80 ± 15
PMT	102.9	mV	-20 - 150
AZERO	93.6	mV	-20 - 150
HVPS	675	V	420 - 900 constant
RCELL TEMP	50.4	°C	50 ± 1
BOX TEMP	29.1	°C	8 - 48
PMT TEMP	7.3	°C	7 ± 2
MOLY TEMP	314.9	°C	315 ± 5
RCELL PRESS	8.3	IN-Hg-A	2 - 10 constant
SAMPLE PRESS	28.5	IN-Hg-A	25 - 30 constant
NO Span Conc	400	PPB	20 - 20,000
NO _x Span Conc	400	PPB	20 - 20,000
NO Slope	1.010	-	1.0 ± 0.3
NO _x Slope	1.014	-	1.0 ± 0.3
NO Offset	1.8	mV	-20 to +150
NO _x Offset	1.1	mV	-20 to 150
Stability at Zero	0.1	PPB	< 0.2
Stability at Span	0.2	PPB	< 2 ppb @ 400 ppb span gas

Calibrated by :



บริษัท เอส.พี.เอส. คอนซัลติ้ง เซอร์วิส จำกัด

S.P.S. CONSULTING SERVICE CO., LTD.

7 ซอยพหลโยธิน 24 ถนนพหลโยธิน แขวงจอมพล เขตจตุจักร กรุงเทพฯ 10900

7 Soi Phaholyothin 24, Phaholyothin Rd., Jompol, Chatuchak, Bangkok 10900

Tel : (662) 939-4370-72. Fax : (662) 513-4221. E-mail : sale@spscon.com. www.spscon.com

CALIBRATION REPORT

CHEMILUMINESCENT NO / NO₂ / NO_x ANALYZER

DATE : 09 June 2024

BRAND : API

MODEL : 200E

NO. NOX-R03

SERIAL NO. 4410

Calibrator (Dilution System)

Brand : API

Model : 700

Last Cal. Date : 08 August 2023

Serial No. : 911

Reference Standard Gas

Standard Gas : Nitric Oxide (NO)

Cylinder No. : A00726SV

Certified Date : 05 January 2023

Expired Date : 05 January 2026

Cylinder Conc. : 48.8 ppm

CALIBRATING CONDITION

Pressure 1011 mmbar

Temp. 24.5 °C

% RH 49

CALIBRATION SETTING

Span	Initial Reading (Before Adj.),PPB			Final Reading (After Adj.),PPB	
Set Point	Expected Concentration	Analyzer Response	%Dif	Analyzer Response	Slope
Zero	0	0.10	-	0	-
NO Span	400	399.7	-0.075	400.0	1.004
NO _x Span	400	399.9	-0.025	400.0	1.008

API Model 200E NO_x Analyzer Check List

Test Values	Observed Value	Units	Nominal Range
RANGE	500	PPB	500 standard
STABILITY (Zero Gas)	0.1	PPB	< 2 with zero air
SAMPLE FLOW	504	cc/min	500 ± 50
OZONE FLOW	78	cc/min	80 ± 15
PMT	103.0	mV	-20 - 150
AZERO	93.7	mV	-20 - 150
HVPS	673	V	420 - 900 constant
RCELL TEMP	50.1	°C	50 ± 1
BOX TEMP	29.5	°C	8 - 48
PMT TEMP	7.2	°C	7 ± 2
MOLY TEMP	314.8	°C	315 ± 5
RCELL PRESS	8.3	IN-Hg-A	2 - 10 constant
SAMPLE PRESS	28.6	IN-Hg-A	25 - 30 constant
NO Span Conc	400	PPB	20 - 20,000
NO _x Span Conc	400	PPB	20 - 20,000
NO Slope	1.004	-	1.0 ± 0.3
NO _x Slope	1.008	-	1.0 ± 0.3
NO Offset	1.3	mV	-20 to +150
NO _x Offset	0.8	mV	-20 to 150
Stability at Zero	0.1	PPB	< 0.2
Stability at Span	0.2	PPB	< 2 ppb @ 400 ppb span gas

Calibrated by



บริษัท เอส.พี.เอส. คอนซัลติ้ง เซอร์วิส จำกัด

S.P.S. CONSULTING SERVICE CO., LTD.

7 ซอยพหลโยธิน 24 ถนนพหลโยธิน แขวงจอมพล เขตจตุจักร กรุงเทพฯ 10900

7 Soi Phaholyothin 24, Phaholyothin Rd., Jompol, Chatuchak, Bangkok 10900

Tel : (662) 939-4370-72, Fax : (662) 513-4221, E-mail : sale@spscon.com, www.spscon.com

CALIBRATION REPORT

CHEMILUMINESCENT NO / NO₂ / NO_x ANALYZER

DATE : 09 June 2024

BRAND : API

MODEL : 200E

NO. NOX-R04

SERIAL NO. 4411

Calibrator (Dilution System)

Brand : API

Model : 700

Last Cal. Date : 08 August 2023

Serial No. : 911

Reference Standard Gas

Standard Gas : Nitric Oxide (NO)

Cylinder No. : A00726SV

Certified Date : 05 January 2023

Expired Date : 05 January 2026

Cylinder Conc. : 48.8 ppm

CALIBRATING CONDITION

Pressure 1011 mmbar

Temp. 24.5 °C

% RH 49

CALIBRATION SETTING

Span	Initial Reading (Before Adj.),PPB			Final Reading (After Adj.),PPB	
Set Point	Expected Concentration	Analyzer Response	%Dif	Analyzer Response	Slope
Zero	0	-0.10	-	0	-
NO Span	400	399.8	-0.050	400.0	1.006
NO _x Span	400	400.2	0.050	400.0	1.010

API Model 200E NO_x Analyzer Check List

Test Values	Observed Value	Units	Nominal Range
RANGE	500	PPB	500 standard
STABILITY (Zero Gas)	0.1	PPB	< 2 with zero air
SAMPLE FLOW	509	cc/min	500 ± 50
OZONE FLOW	79	cc/min	80 ± 15
PMT	103.1	mV	-20 - 150
AZERO	93.9	mV	-20 - 150
HVPS	671	V	420 - 900 constant
RCELL TEMP	50.0	°C	50 ± 1
BOX TEMP	28.8	°C	8 - 48
PMT TEMP	7.1	°C	7 ± 2
MOLY TEMP	315.4	°C	315 ± 5
RCELL PRESS	8.5	IN-Hg-A	2 - 10 constant
SAMPLE PRESS	28.7	IN-Hg-A	25 - 30 constant
NO Span Conc	400	PPB	20 - 20,000
NO _x Span Conc	400	PPB	20 - 20,000
NO Slope	1.006	-	1.0 ± 0.3
NO _x Slope	1.010	-	1.0 ± 0.3
NO Offset	1.4	mV	-20 to +150
NO _x Offset	0.9	mV	-20 to 150
Stability at Zero	0.1	PPB	< 0.2
Stability at Span	0.2	PPB	< 2 ppb @ 400 ppb span gas

Calibrated by



บริษัท เอส.พี.เอส. คอนซัลติ้ง เซอร์วิส จำกัด

S.P.S. CONSULTING SERVICE CO., LTD.

7 ซอยพหลโยธิน 24 ถนนพหลโยธิน แขวงจอมพล เขตจตุจักร กรุงเทพฯ 10900

7 Soi Phaholyothin 24, Phaholyothin Rd., Jompol, Chatuchak, Bangkok 10900

Tel : (662) 939-4370-72, Fax : (662) 513-4221, E-mail : sale@spscon.com, www.spscon.com

CALIBRATION REPORT

CHEMILUMINESCENT NO / NO₂ / NO_x ANALYZER

DATE : 09 June 2024

BRAND : API

MODEL : 200E

NO. NOX-R05

SERIAL NO. 4413

Calibrator (Dilution System)

Brand : API

Model : 700

Last Cal. Date : 08 August 2023

Serial No. : 911

Reference Standard Gas

Standard Gas : Nitric Oxide (NO)

Cylinder No. : A00726SV

Certified Date : 05 January 2023

Expired Date : 05 January 2026

Cylinder Conc. : 48.8 ppm

CALIBRATING CONDITION

Pressure 1011 mmbar

Temp. 24.5 °C

% RH 49

CALIBRATION SETTING

Span Set Point	Initial Reading (Before Adj.),PPB			Final Reading (After Adj.),PPB	
	Expected Concentration	Analyzer Response	%Dif	Analyzer Response	Slope
Zero	0	0.11	-	0	-
NO Span	400	400.1	0.025	400.0	1.009
NO _x Span	400	400.2	0.050	400.0	1.012

API Model 200E NO_x Analyzer Check List

Test Values	Observed Value	Units	Nominal Range
RANGE	500	PPB	500 standard
STABILITY (Zero Gas)	0.1	PPB	< 2 with zero air
SAMPLE FLOW	512	cc/min	500 ± 50
OZONE FLOW	79	cc/min	80 ± 15
PMT	103.3	mV	-20 - 150
AZERO	94.1	mV	-20 - 150
HVPS	674	V	420 - 900 constant
RCELL TEMP	50.3	°C	50 ± 1
BOX TEMP	29.2	°C	8 - 48
PMT TEMP	7.4	°C	7 ± 2
MOLY TEMP	315.3	°C	315 ± 5
RCELL PRESS	8.4	IN-Hg-A	2 - 10 constant
SAMPLE PRESS	28.7	IN-Hg-A	25 - 30 constant
NO Span Conc	400	PPB	20 - 20,000
NO _x Span Conc	400	PPB	20 - 20,000
NO Slope	1.009	-	1.0 ± 0.3
NO _x Slope	1.012	-	1.0 ± 0.3
NO Offset	1.7	mV	-20 to +150
NO _x Offset	1.0	mV	-20 to 150
Stability at Zero	0.1	PPB	< 0.2
Stability at Span	0.2	PPB	< 2 ppb @ 400 ppb span gas

Calibrated by



CERTIFICATE No : 24M2227

REFERENCE No : 72448-1

PAGE : 1 OF 2

Certificate of Calibration

EQUIPMENT : DIGITAL BALANCE

MANUFACTURER : METTLER TOLEDO

MODEL : XS105DU

SERIAL No : 1126422905

ID No : BA05/50

CONDITION AS RECEIVED : USED ITEM

SUBMITTED BY : S.P.S. CONSULTING SERVICE CO., LTD.
7 SOI PHAHOLYOTHIN 24, PHAHOLYOTHIN RD.,
JOMPOL, CHATUCHAK, BANGKOK 10900

CALIBRATED BY : ATSAWIN Y.

CALIBRATION DATE : 08-Mar-24

APPROVED BY : 
FONGSAK J.

ISSUED DATE : 14-Mar-24

RECEIVED DATE : 08-Mar-24



CERTIFICATE No : 24M2227

PAGE : 2 OF 2

Calibration Report

EQUIPMENT : DIGITAL BALANCE MODEL : XS105DU
MANUFACTURER : METTLER TOLEDO S/N : 1126422905
ID No : BA05/50 RECEIVED DATE : 08-Mar-24
AIR PRESSURE : 1010mbar \pm 1mbar CALIBRATION DATE : 08-Mar-24
AMBIENT TEMPERATURE : 25° C \pm 1° C RELATIVE HUMIDITY : 53 %RH \pm 10 % RH

CONDITION OF THIS RESULTS OF CALIBRATION

1. THIS INSTRUMENT WAS CALIBRATED BY ACCORDING TO UKAS LAB 14 EDITION 6:2019 BY USING KNOWN WEIGHT STANDARD WEIGHT. THE BALANCE WAS NOT ADJUSTED BEFORE CALIBRATION. THE BALANCE HAS NO ZERO TRACKING FUNCTION. REPEATABILITY WAS MEASURED BY USING 10 REPEATED MEASUREMENTS. LINEARITY WAS MEASURED COVERING 10 POINTS, EVENLY SPREAD OVER THE RANGE. THE INSTRUMENT WAS SET ZERO BEFORE PERFORMING THE LINEARITY TEST. OFF-CENTER LOADING WAS MEASURED BY USING STANDARD WEIGHTS PLACED ON THE PAN AND MOVED TO VARIOUS POSITIONS ON THE PAN.

2. REFERENCE STANDARD INSTRUMENTS :-

INSTRUMENT	MODEL	SERIAL No	CERTIFICATE No	DUE DATE
1) STANDARD WEIGHT SET	E2	QK-I-151	M2302013S	02-Feb-25
2) STANDARD WEIGHT	E2	15843	M2302014S	02-Feb-25

3. THE CERTIFICATE IS VALID FOR THE ITEM CALIBRATED AS SHOWN ON THE DATE AND PLACE OF CALIBRATION ONLY.

4. THIS RESULT EXCLUDE LONG TERM STABILITY OF THE UNIT UNDER CALIBRATION.

5. THIS CERTIFICATE IS TRACEABLE TO THE INTERNATIONAL SYSTEM OF UNIT MAINTAINED AT:-

- NATIONAL INSTITUTE OF METROLOGY (THAILAND) THROUGH CENTRAL BUREAU OF WEIGHTS&MEASURES

RESULT OF CALIBRATION :- WITHOUT ADJUSTMENT

1. ZERO SETTING FUNCTION : NORMAL

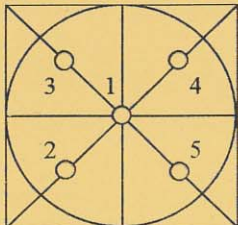
2. TARE FUNCTION : NORMAL

3. REPEATABILITY OF READING AT 200 g WAS 0.000055 g

4. DEPARTURE FROM NOMINAL VALUE/ LINEARITY

NOMINAL VALUE (g)	BALANCE READING (g)	CORRECTION (g)	UNCERTAINTY (\pm g)
0.00	0.00000	0.00000	0.000065
0.02	0.02001	-0.00001	0.000065
0.10	0.10002	-0.00002	0.000066
0.20	0.20001	-0.00001	0.000066
0.50	0.50001	-0.00001	0.000065
1.00	1.00003	-0.00003	0.000066
2.00	2.00001	-0.00001	0.000067
5.00	5.00001	-0.00001	0.000068
10.00	9.99994	0.00006	0.000070
20.00	20.00008	-0.00008	0.000078
50.00	50.0000	0.0000	0.00013
100.00	100.0001	-0.0001	0.00019
120.00	120.0001	-0.0001	0.00022

5. OFF CENTER LOADING ERROR



POINT	READING (g)
1	50.0000
2	50.0000
3	50.0000
4	50.0000
5	50.0000
OFF-CENTER LOADING	0.0000

NOTE: THIS CALIBRATION WAS CARRIED OUT AT THE CUSTOMER'S PLACE AT LABORATORY AREA

THE REPORTED UNCERTAINTY OF MEASUREMENT WAS BASED ON A STANDARD UNCERTAINTY MULTIPLIED BY A COVERAGE FACTOR $k=2$, PROVIDING A LEVEL OF CONFIDENCE APPROXIMATELY 95%.

END OF CALIBRATION REPORT

คุณภาพอากาศจากแหล่งกำเนิด



บริษัท เอส.พี.เอส. คอนซัลติ้ง เซอร์วิส จำกัด
S.P.S. CONSULTING SERVICE CO., LTD.
7 ซอยพหลโยธิน 24 ถนนพหลโยธิน แขวงจอมพล เขตจตุจักร กรุงเทพฯ 10900
7 Soi Phaholyothin 24, Phaholyothin Rd., Jompol, Chatuchak, Bangkok 10900
Tel : (662) 939-4370-72, Fax : (662) 513-4221, E-mail : sale@spscon.com., www.spscon.com

Console Calibration Report

Calibration Method

Critical Orifices

Calibration Data

Console Data		Calibration Data		
No.	Serial No.	Date	y	ΔH_{e} (mmH ₂ O)
B01	1563	01/03/2024	1.003	50.38
B02	8002514	04/03/2024	1.002	49.73
B03	1503016	02/03/2024	0.997	50.45
B04	00006659	01/03/2024	1.004	49.97
B05	00007428	02/03/2024	0.996	49.65
R01	1561	02/03/2024	0.999	50.18
R02	8002513	01/03/2024	1.005	50.04
R03	1570	03/03/2024	0.998	49.82
R04	8002519	02/03/2024	1.004	49.58
R05	1503015	03/03/2024	1.002	50.33

Remark : Accept Value of y (test) is $0.97 < y < 1.03$

Accept Value of ΔH_{e} (test) is 46.7 ± 6.4 (mmH₂O)

Calibrated by

[Redacted Signature]

(Mr. Pech- Detadom)



บริษัท เอส.พี.เอส. คอนซัลติ้ง เซอร์วิส จำกัด
S.P.S. CONSULTING SERVICE CO., LTD.
7 ซอยพหลโยธิน 24 ถนนพหลโยธิน แขวงจอมพล เขตจตุจักร กรุงเทพฯ 10900
7 Soi Phaholyothin 24, Phaholyothin Rd., Jompol, Chaluchak, Bangkok 10900
Tel : (662) 939-4370-72. Fax : (662) 513-4221. E-mail : sale@spscn.com., www.spscn.com

Console Calibration Report

Calibration Method

Critical Orifices

Calibration Data

Console Data		Calibration Data		
No.	Serial No.	Date	y	ΔH_{g} (mmH ₂ O)
B01	1563	03/06/2024	0.996	50.07
B02	8002514	04/06/2024	0.995	49.98
B03	1503016	04/06/2024	0.994	50.19
B04	00006659	03/06/2024	0.995	50.28
B05	00007428	03/06/2024	0.997	49.75
R01	1561	05/06/2024	0.994	50.23
R02	8002513	04/06/2024	0.993	50.35
R03	1570	03/06/2024	0.994	50.12
R04	8002519	05/06/2024	0.993	49.89
R05	1503015	04/06/2024	0.996	49.92

Remark : Accept Value of y (test) is $0.97 < y < 1.03$

Accept Value of ΔH_{g} (test) is 46.7 ± 6.4 (mmH₂O)

Cali

(Mr. Adul Dangklom)

(Mr. Peera Detudom)



บริษัท เอส.พี.เอส. คอนซัลติ้ง เซอร์วิส จำกัด
S.P.S. CONSULTING SERVICE CO., LTD.
7 ซอยพหลโยธิน 24 ถนนพหลโยธิน แขวงจตุจักร กรุงเทพฯ 10900
7 Soi Phaholyothin 24, Phaholyothin Rd., Jompol, Chatuchak, Bangkok 10900
Tel : (662) 939-4370-72, Fax : (662) 513-4221, E-mail : sale@spscon.com, www.spscon.com

Pitot Tube Calibration Report

Calibration Method

Standard Pitot Tube

Calibration Data

Pitot Tube Data			Calibration Data		
No.	Type of Pitot	Coefficient of Standard Pitot	Date	Avg. of Cp (test)	
				Side A	Side B
B03	S	0.99	06/05/2024	0.84	0.84
B04	S	0.99	06/05/2024	0.84	0.85
B05	S	0.99	07/05/2024	0.84	0.83
B07	S	0.99	07/05/2024	0.84	0.84
B08	S	0.99	07/05/2024	0.84	0.85
B09	S	0.99	07/05/2024	0.83	0.84
B11	S	0.99	07/05/2024	0.84	0.85
B16	S	0.99	08/05/2024	0.84	0.84
B18	S	0.99	08/05/2024	0.85	0.84
B19	S	0.99	08/05/2024	0.84	0.85
B21	S	0.99	07/05/2024	0.84	0.84
B24	S	0.99	07/05/2024	0.84	0.84
B27	S	0.99	06/05/2024	0.85	0.84
B30	S	0.99	09/05/2024	0.84	0.84
B31	S	0.99	09/05/2024	0.84	0.84
B33	S	0.99	09/05/2024	0.83	0.84
B35	S	0.99	07/05/2024	0.84	0.84

Remark : Accept value of Cp (test) is 0.84 ± 0.01

Calibrated by :



บริษัท เอส.พี.เอส. คอนซัลติ้ง เซอร์วิส จำกัด
S.P.S. CONSULTING SERVICE CO., LTD.
7 ซอยพหลโยธิน 24 ถนนพหลโยธิน แขวงจอมพล เขตจตุจักร กรุงเทพฯ 10900
7 Soi Phaholyothin 24, Phaholyothin Rd., Jompol, Chatuchak, Bangkok 10900
Tel : (662) 939-4370-72. Fax : (662) 513-4221. E-mail : sale@spscon.com... www.spscon.com

Pitot Tube Calibration Report

Calibration Method

Standard Pitot Tube

Calibration Data

Pitot Tube Data			Calibration Data		
No.	Type of Pitot	Coefficient of Standard Pitot	Date	Avg. of Cp (test)	
				Side A	Side B
B36	S	0.99	07/05/2024	0.84	0.84
B37	S	0.99	07/05/2024	0.84	0.83
B38	S	0.99	07/05/2024	0.85	0.84
B39	S	0.99	09/05/2024	0.84	0.84
B40	S	0.99	09/05/2024	0.84	0.83
B41	S	0.99	09/05/2024	0.84	0.84
B44	S	0.99	08/05/2024	0.83	0.84
B45	S	0.99	08/05/2024	0.84	0.84
B46	S	0.99	08/05/2024	0.84	0.84
B47	S	0.99	08/05/2024	0.85	0.84
B48	S	0.99	10/05/2024	0.84	0.84
B49	S	0.99	06/05/2024	0.84	0.84
B54	S	0.99	06/05/2024	0.85	0.84
B56	S	0.99	07/05/2024	0.83	0.84
B57	S	0.99	10/05/2024	0.84	0.84
B58	S	0.99	10/05/2024	0.85	0.84

Remark : Accept value of Cp (test) is 0.84 ± 0.01

Calibrated by :



CLC
Accredited
ISO/IEC 17025

CALIBRATION LABORATORY Co., LTD.

2/10-11,14,55 Soi Prasert Manukit 29 Yaek 4, Prasert Manukit Rd., Ladphrao, Bangkok 10230

Tel. 02-578-0353-4 Fax: 02-578-2672 www.cal-laboratory.com E-mail:sale@cal-laboratory.com



CERTIFICATE OF CALIBRATION

FOR

NOMENCLATURE : VACUUM GAUGE
MANUFACTURER : HI-LIGHT
MODEL / TYPE : N/A
SERIAL NO. : N/A[64-220088-1]
CLID. NO. : 212301419
JOB CONTROL NO. : 230725081570

CUSTOMER : S.P.S. CONSULTING SERVICE CO., LTD.
7 SOI PHAHOLYOTHIN 24 ROAD., JOMPOL,
CHATUCHAK, BANGKOK 10900

DATE OF RECEIVED : 25 July 2023

DATE OF ISSUED : 31 July 2023

Report of calibration screening must not be taken in part. Except complete. Without the approval of the Calibration Laboratory Co., Ltd.

Calibrated By : Sittipong Pimdee
Calibration Engineer



Approved By : Mongkol Yotsoontorn
Authorized Signatory
31 July 2023



This Calibration Certificate documents the traceability to national standards, which realize the units of measurement according to the International System of Units (SI)

Certificate No. Q23081570

F3-011-04/01-12

page 1 of 3



@clccalibration

REPORT OF CALIBRATION

FOR

NOMENCLATURE	:	VACUUM GAUGE
MANUFACTURER	:	HI-LIGHT
MODEL / TYPE	:	N/A
SERIAL NO.	:	N/A[64-220088-1]
DATE OF CALIBRATION	:	26 July 2023
DUE DATE OF CALIBRATION	:	26 July 2024

ENVIRONMENT CONDITIONS :

Temperature : $(23 \pm 2) ^\circ\text{C}$

Relative Humidity : $(55 \pm 10) \% \text{RH}$

PROCEDURE USED :

This instrument was calibrated under procedure No. **CLC-CPPP-05** according to **DKD-R 6-1** as calibration guidelines.

The calibration was performed by direct measurement with Document Process Calibrator and Pressure Module which maintained by the Calibration Laboratory Co., Ltd.

REFERENCE STANDARD USED :

Document Process Calibrator, Fluke Model 741B S/N. 8295020 with Pressure Module Model 700PD5 S/N. 89404505.

TRACEABILITY :

The measurements are traceable to International System of Units (SI), through National Institute of Metrology (Thailand).
Certificate No. MP-0035-23, Due Date 02 February 2024.

UNCERTAINTY :

The reported uncertainty is based on a standard uncertainty multiplied by coverage factor of $k = 2$. It has been evaluated according to the "Calibration of Pressure Gauges (DKD-R 6-1)" which provides a level of confidence approximately 95%.

Certificate No. Q23081570

F3-011-04/01-12

page 2 of 3



@clccalibration



CLC
Accredited
ISO/IEC 17025

CALIBRATION LABORATORY Co., LTD.

2/10-11,14, 55 Soi Prasert Manukit 29 Yaek 4, Prasert Manukit Rd., Ladphrao, Bangkok 10230

Tel. 02-578-0353-4 Fax: 02-578-2672 www.cal-laboratory.com E-mail:sale@cal-laboratory.com



CONDITION OF CALIBRATION ITEM : GOOD

MEASUREMENT RESULTS : (X) without adjustment () adjustment

The DUC was exercised by applying a known pressure from its zero to full scale 1 times. Then 2 series of known gauge pressure were applied. The STD reading were recorded and the means value were reported in the table below.

CALIBRATION DATA

CORRECTION OF PRESSURE

DUC Test point (inHg)	STD Reading (kPa)		Conversion to inHg		Correction (inHg)	
	Up	Down	Up	Down	Up	Down
0	0.00	0.00	0.0	0.0	0.0	0.0
-5	-15.07	-15.10	-4.5	-4.5	+0.5	+0.5
-10	-32.10	-32.13	-9.5	-9.5	+0.5	+0.5
-15	-49.20	-49.23	-14.5	-14.5	+0.5	+0.5
-20	-66.26	-66.26	-19.6	-19.6	+0.4	+0.4
-25	-83.30	-83.33	-24.6	-24.6	+0.4	+0.4
-30	-100.39	-100.39	-29.6	-29.6	+0.4	+0.4

Uncertainty of measurement ± 0.2 inHg

Transmitting fluid : Air.

Technical Note. Conversion factor 1 kPa ; 0.2953003 inHg

Note. The Scope of Accredited ANAB Certificate No. ACDM-2814 Version 008 Page 36 of 54

This report is valid for the above stated instrument/s only.

End of Certificate

Certificate No. Q23081570

F3-011-04/01-12

page 3 of 3



@clccalibration



บริษัท เอส.พี.เอส. คอนซัลติ้ง เซอร์วิส จำกัด
S.P.S. CONSULTING SERVICE CO., LTD.
7 ซอยพหลโยธิน 24 ถนนพหลโยธิน แขวงจอมพล เขตจตุจักร กรุงเทพฯ 10900
7 Soi Phaholyothin 24, Phaholyothin Rd., Jompol, Chatuchak, Bangkok 10900
Tel : (662) 939-4370-72, Fax : (662) 513-4221, E-mail : sale@spscon.com, www.spscon.com

Personal Pump Calibration Report

Calibration Method : Dry Cal Primary Flowmeter

Model : Defender 510-H

S/N : 136164

Environmental Conditions

Temperature : 25 \pm 3 $^{\circ}$ C
Pressure : 1010 \pm 15 mmbar

Personal Pump Data				Calibration Data								
No.	Brand	Model	Serial No.	Date	Flow Rate (mL/min)						Value From Calibration Curve	
					Setting			Actual (Q std.)				
					1	2	3	1	2	3	y	R ²
B01	SKC	224-PCXR4	262101	05/04/2024	1,000	1,500	2,000	993	1,496	1,998	1.001x – 3.430	1.000
B02	SKC	224-PCXR4	626166	05/04/2024	1,000	1,500	2,000	1,004	1,506	2,000	1.007x – 16.572	0.999
B03	SKC	224-PCXR4	612968	09/04/2024	1,000	1,500	2,000	997	1,498	2,004	1.008x – 13.756	1.000
B04	SKC	224-PCXR4	602804	08/04/2024	1,000	1,500	2,000	1,001	1,511	1,993	0.997x + 4.427	1.000
B05	SKC	224-PCXR4	612693	08/04/2024	1,000	1,500	2,000	1,005	1,510	2,002	1.009x – 16.400	0.999
B06	SKC	224-PCXR4	262188	08/04/2024	1,000	1,500	2,000	1,003	1,510	2,004	1.005x – 8.687	0.999
B07	SKC	224-PCXR4	626262	05/04/2024	1,000	1,500	2,000	997	1,500	1,996	0.995x + 4.930	1.000
B08	SKC	224-PCXR4	626100	04/04/2024	1,000	1,500	2,000	1,003	1,508	2,002	1.011x – 19.679	0.999
B09	SKC	224-PCXR4	626479	08/04/2024	1,000	1,500	2,000	996	1,499	1,994	0.994x + 3.159	1.000
B10	SKC	224-PCXR4	091950	04/04/2024	1,000	1,500	2,000	995	1,512	2,000	1.015x – 30.041	0.998
B11	SKC	224-PCXR8	564315	08/04/2024	1,000	1,500	2,000	994	1,494	2,000	1.006x – 10.717	1.000
B12	SKC	224-PCXR4	034656	08/04/2024	1,000	1,500	2,000	1,005	1,511	2,002	1.008x – 14.857	0.999
B13	SKC	224-PCXR4	602073	05/04/2024	1,000	1,500	2,000	998	1,501	1,997	0.998x + 2.728	1.000
B14	SKC	224-PCXR4	626313	04/04/2024	1,000	1,500	2,000	998	1,491	1,991	0.994x + 4.411	1.000
B15	SKC	224-PCXR4	626474	04/04/2024	1,000	1,500	2,000	1,004	1,505	2,003	1.009x – 16.951	0.999
B16	SKC	224-PCXR4	626477	04/04/2024	1,000	1,500	2,000	997	1,502	2,000	1.005x – 13.936	1.000
B17	SKC	224-PCXR4	626860	05/04/2024	1,000	1,500	2,000	998	1,495	1,990	0.995x + 3.681	1.000
B18	SKC	224-PCXR4	691484	05/04/2024	1,000	1,500	2,000	1,004	1,506	2,001	1.007x – 12.627	0.999
B19	SKC	224-PCXR4	691599	08/04/2024	1,000	1,500	2,000	994	1,507	1,997	1.003x – 4.519	1.000
B20	SKC	224-PCXR4	691587	08/04/2024	1,000	1,500	2,000	993	1,514	1,999	1.013x – 27.943	0.998
B21	SKC	224-PCXR4	691531	08/04/2024	1,000	1,500	2,000	997	1,498	1,993	0.996x – 1.121	1.000
B22	SKC	224-PCXR4	691654	08/04/2024	1,000	1,500	2,000	1,002	1,500	2,005	1.013x – 23.316	0.999
B23	SKC	224-PCXR4	798393	09/04/2024	1,000	1,500	2,000	995	1,506	1,999	1.014x – 28.370	0.999
B24	SKC	224-PCXR4	626363	04/04/2024	1,000	1,500	2,000	997	1,505	2,003	1.016x – 28.805	0.999
B25	SKC	224-PCXR4	798489	04/04/2024	1,000	1,500	2,000	1,000	1,494	2,002	0.999x – 1.300	1.000
B26	SKC	224-PCXR4	798479	05/04/2024	1,000	1,500	2,000	1,001	1,501	1,997	0.998x + 2.010	1.000
B27	SKC	224-PCXR4	691673	08/04/2024	1,000	1,500	2,000	995	1,505	2,001	1.014x – 28.031	0.999
B28	SKC	224-PCXR4	691570	08/04/2024	1,000	1,500	2,000	1,004	1,498	2,000	1.007x – 15.352	0.999
B29	SKC	224-PCXR4	626472	08/04/2024	1,000	1,500	2,000	1,003	1,496	2,003	1.003x – 5.903	1.000
B30	SKC	224-PCXR4	691489	05/04/2024	1,000	1,500	2,000	1,005	1,511	2,005	1.007x – 8.527	0.999
B31	SKC	224-PCXR4	691509	09/04/2024	1,000	1,500	2,000	991	1,495	1,998	1.006x – 14.067	1.000
B32	SKC	224-PCXR4	091567	05/04/2024	1,000	1,500	2,000	993	1,504	1,999	1.013x – 26.659	0.999
B33	SKC	224-PCXR4	091756	05/04/2024	1,000	1,500	2,000	994	1,500	1,995	1.000x – 2.836	1.000
B34	SKC	224-PCXR4	612962	08/04/2024	1,000	1,500	2,000	1,004	1,503	2,001	1.006x – 11.243	0.999
B35	SKC	224-PCXR4	602682	08/04/2024	1,000	1,500	2,000	997	1,496	1,995	0.998x – 2.772	1.000
B36	SKC	224-PCXR4	626164	05/04/2024	1,000	1,500	2,000	997	1,506	2,000	1.006x – 14.159	0.999
B37	SKC	224-PCXR4	626256	04/04/2024	1,000	1,500	2,000	997	1,507	1,998	1.010x – 23.269	0.999
B38	SKC	224-PCXR4	626167	04/04/2024	1,000	1,500	2,000	996	1,496	1,997	1.004x – 7.259	1.000
B39	SKC	224-PCXR4	034637	04/04/2024	1,000	1,500	2,000	1,007	1,499	2,000	1.003x – 11.120	0.999
B40	SKC	224-PCXR4	798349	08/04/2024	1,000	1,500	2,000	995	1,506	2,001	1.013x – 26.810	0.999

Calibrated by :



บริษัท เอส.พี.เอส. คอนซัลติ้ง เซอร์วิส จำกัด

S.P.S. CONSULTING SERVICE CO., LTD.

7 ซอยพหลโยธิน 24 ถนนพหลโยธิน แขวงจอมพล เขตจตุจักร กรุงเทพฯ 10900

7 Soi Phaholyothin 24, Phaholyothin Rd., Jompol, Chatuchak, Bangkok 10900

Tel : (662) 939-4370-72, Fax : (662) 513-4221, E-mail : sale@spscon.com, www.spscon.com

Personal Pump Calibration Report

Calibration Method : Dry Cal Primary Flowmeter

Model : Defender 510-H

S/N : 136164

Environmental Conditions

Temperature : 25 \pm 3 $^{\circ}$ C
Pressure : 1010 \pm 15 mmbar

Personal Pump Data				Calibration Data								
No.	Brand	Model	Serial No.	Date	Flow Rate (mL/min)						Value From Calibration Curve	
					Setting			Actual (Q std.)				
					1	2	3	1	2	3	y	R ²
B41	SKC	224-PCXR4	612669	05/04/2024	1,000	1,500	2,000	1,001	1,498	1,990	0.994x + 6.342	1.000
B42	SKC	224-PCXR4	626041	04/04/2024	1,000	1,500	2,000	1,006	1,496	1,990	0.984x + 20.844	1.000
B43	SKC	224-PCXR4	034636	04/04/2024	1,000	1,500	2,000	998	1,498	1,989	0.989x + 12.360	1.000
B44	SKC	224-PCXR8	529341	09/04/2024	1,000	1,500	2,000	1,000	1,501	2,002	1.005x - 9.213	1.000
B45	SKC	224-PCXR8	529594	04/04/2024	1,000	1,500	2,000	1,002	1,502	1,989	0.988x + 16.584	1.000
B46	SKC	224-PCXR8	566743	04/04/2024	1,000	1,500	2,000	996	1,507	2,001	1.012x - 24.724	0.999
B47	SKC	224-PCXR8	566747	08/04/2024	1,000	1,500	2,000	1,005	1,500	2,002	1.007x - 16.424	0.999
B48	SKC	224-PCXR8	566753	09/04/2024	1,000	1,500	2,000	998	1,492	1,997	0.998x - 1.157	1.000
B49	SKC	224-PCXR8	566780	08/04/2024	1,000	1,500	2,000	1,004	1,503	2,005	1.009x - 18.040	0.999
B50	SKC	224-PCXR8	500400	04/04/2024	1,000	1,500	2,000	1,003	1,495	2,003	1.000x - 1.783	1.000
B51	SKC	224-PCXR8	500363	04/04/2024	1,000	1,500	2,000	995	1,500	2,002	1.013x - 28.701	0.999
B52	SKC	224-PCXR8	093186	04/04/2024	1,000	1,500	2,000	992	1,494	1,991	0.996x + 0.116	1.000
B53	SKC	224-PCXR8	707670	08/04/2024	1,000	1,500	2,000	1,000	1,502	2,001	1.009x - 16.999	0.999
B54	SKC	224-PCXR3	509821	08/04/2024	1,000	1,500	2,000	996	1,503	2,002	1.015x - 30.009	0.999
B55	SKC	224-PCXR3	510710	05/04/2024	1,000	1,500	2,000	1,000	1,494	1,993	0.995x + 0.965	1.000
B56	SKC	224-PCXR3	511450	09/04/2024	1,000	1,500	2,000	1,004	1,499	2,000	1.002x - 4.651	1.000
B57	SKC	224-PCXR3	510798	08/04/2024	1,000	1,500	2,000	996	1,494	1,998	1.000x - 2.680	1.000
B58	SKC	224-PCXR3	509852	08/04/2024	1,000	1,500	2,000	1,002	1,501	2,000	1.006x - 16.480	0.999
B59	SKC	224-PCXR3	509862	08/04/2024	1,000	1,500	2,000	997	1,501	1,998	0.999x + 1.041	1.000
B60	SKC	224-PCXR3	512655	05/04/2024	1,000	1,500	2,000	1,005	1,507	2,003	1.003x - 4.627	1.000
B61	SKC	224-PCXR3	503915	05/04/2024	1,000	1,500	2,000	993	1,490	2,000	1.004x - 12.823	1.000
B62	SKC	224-PCXR3	505975	05/04/2024	1,000	1,500	2,000	1,001	1,495	1,997	0.995x + 2.616	1.000
B63	SKC	224-PCXR3	511432	05/04/2024	1,000	1,500	2,000	993	1,503	1,999	1.014x - 30.715	0.999
B64	SKC	224-PCXR3	508302	08/04/2024	1,000	1,500	2,000	1,000	1,493	1,987	0.988x + 13.991	1.000
B65	SKC	224-PCXR3	508310	09/04/2024	1,000	1,500	2,000	1,003	1,500	2,003	1.006x - 12.021	1.000
B66	SKC	224-PCXR3	509861	08/04/2024	1,000	1,500	2,000	1,004	1,489	1,990	0.986x + 16.775	1.000
B67	SKC	224-PCXR3	506295	04/04/2024	1,000	1,500	2,000	997	1,506	2,003	1.004x - 9.094	1.000
B68	SKC	224-PCXR3	505872	04/04/2024	1,000	1,500	2,000	1,004	1,490	1,997	0.992x + 7.829	1.000
B69	SKC	224-PCXR3	508375	04/04/2024	1,000	1,500	2,000	1,005	1,500	1,998	1.006x - 13.832	0.999
B70	SKC	224-PCXR3	510623	08/04/2024	1,000	1,500	2,000	995	1,491	1,996	1.000x - 4.938	1.000
B71	SKC	224-PCXR3	508367	09/04/2024	1,000	1,500	2,000	996	1,504	2,000	1.012x - 27.572	0.999
B72	SKC	224-PCXR3	505977	09/04/2024	1,000	1,500	2,000	1,001	1,500	1,995	0.994x + 5.791	1.000
B73	SKC	224-PCXR3	512606	04/04/2024	1,000	1,500	2,000	1,002	1,499	2,002	1.007x - 12.671	1.000
B74	SKC	224-PCXR3	505993	04/04/2024	1,000	1,500	2,000	995	1,495	1,996	1.003x - 9.987	1.000
B75	SKC	224-PCXR3	509820	05/04/2024	1,000	1,500	2,000	998	1,497	1,993	0.997x + 1.432	1.000
B76	SKC	224-PCXR3	509811	05/04/2024	1,000	1,500	2,000	992	1,497	2,000	1.008x - 17.753	1.000
B77	SKC	224-PCXR3	508301	05/04/2024	1,000	1,500	2,000	1,004	1,499	2,001	1.010x - 19.743	0.999
B78	SKC	224-PCXR3	510677	08/04/2024	1,000	1,500	2,000	997	1,505	2,001	1.013x - 27.321	0.999
B79	SKC	224-PCXR3	510920	09/04/2024	1,000	1,500	2,000	995	1,495	1,993	1.000x - 4.702	1.000

Calibrated by :



บริษัท เอส.พี.เอส. คอนซัลติ้ง เซอร์วิส จำกัด
S.P.S. CONSULTING SERVICE CO., LTD.
7 ซอยพหลโยธิน 24 ถนนพหลโยธิน แขวงจอมพล เขตจตุจักร กรุงเทพฯ 10900
7 Soi Phaholyothin 24, Phaholyothin Rd., Jompol, Chatuchak, Bangkok 10900
Tel : (662) 939-4370-72, Fax : (662) 513-4221, E-mail : sale@spscon.com, www.spscon.com

Personal Pump Calibration Report

Calibration Method : Dry Cal Primary Flowmeter

Model : Defender 510-H

S/N : 136164

Environmental Conditions

Temperature : 25 ± 3 °C
Pressure : 1010 ± 15 mmbar

Personal Pump Data				Calibration Data								
No.	Brand	Model	Serial No.	Date	Flow Rate (mL/min)						Value From Calibration Curve	
					Setting			Actual (Q std.)				
					1	2	3	1	2	3	y	R ²
R01	SKC	224-PCXR4	602467	04/04/2024	1,000	1,500	2,000	994	1,506	2,006	1.009x – 15.012	1.000
R02	SKC	224-PCXR4	626450	04/04/2024	1,000	2,000	3,000	999	1,497	1,989	0.988x + 13.944	1.000
R03	SKC	224-PCXR4	691592	09/04/2024	1,000	1,500	2,000	1,006	1,498	2,005	1.011x – 20.963	0.999
R04	SKC	224-PCXR4	691672	02/04/2024	1,000	1,500	2,000	998	1,491	1,995	0.996x + 0.630	1.000
R05	SKC	224-PCXR4	798470	04/04/2024	1,000	1,500	2,000	995	1,508	1,998	1.010x – 23.496	0.999
R06	SKC	224-PCXR4	798456	05/04/2024	1,000	1,500	2,000	998	1,500	1,997	1.001x – 5.085	1.000
R07	SKC	224-PCXR4	798480	02/04/2024	1,000	1,500	2,000	996	1,491	2,002	1.009x – 17.230	1.000
R08	SKC	224-PCXR4	883215	04/04/2024	1,000	1,500	2,000	1,010	1,502	2,007	1.001x + 0.255	1.000
R09	SKC	224-PCXR4	034650	05/04/2024	1,000	1,500	2,000	994	1,503	2,003	1.017x – 34.105	0.999
R10	SKC	224-PCXR4	091765	05/04/2024	1,000	1,500	2,000	998	1,497	1,996	1.001x - 3.929	1.000
R11	SKC	224-PCXR4	091763	05/04/2024	1,000	1,500	2,000	1,001	1,501	2,001	1.010x – 21.251	0.999
R12	SKC	224-PCXR4	091568	04/04/2024	1,000	1,500	2,000	997	1,500	2,002	1.004x – 9.014	1.000
R13	SKC	224-PCXR4	091638	08/04/2024	1,000	1,500	2,000	1,003	1,503	1,993	0.990x + 13.944	1.000
R14	SKC	224-PCXR4	091764	09/04/2024	1,000	1,500	2,000	995	1,501	1,998	1.013x – 27.899	0.999
R15	SKC	224-PCXR8	529457	04/04/2024	1,000	1,500	2,000	1,002	1,501	2,003	1.005x – 8.870	1.000
R16	SKC	224-PCXR8	529643	08/04/2024	1,000	1,500	2,000	999	1,497	1,995	1.000x – 4.367	1.000
R17	SKC	224-PCXR8	529645	04/04/2024	1,000	1,500	2,000	997	1,507	2,003	1.012x – 23.233	0.999
R18	SKC	224-PCXR8	566756	08/04/2024	1,000	1,500	2,000	992	1,499	1,999	1.002x – 7.159	1.000
R19	SKC	224-PCXR8	566802	04/04/2024	1,000	1,500	2,000	1,002	1,497	2,002	1.011x – 21.211	0.999
R20	SKC	224-PCXR8	529089	08/04/2024	1,000	1,500	2,000	994	1,501	2,004	1.013x – 24.274	1.000
R21	SKC	224-PCXR8	665728	04/04/2024	1,000	1,500	2,000	1,000	1,496	1,998	0.999x – 1.264	1.000
R22	SKC	224-PCXR8	707444	04/04/2024	1,000	1,500	2,000	1,001	1,501	2,004	1.006x – 10.948	1.000
R23	SKC	224-PCXR8	761067	04/04/2024	1,000	1,500	2,000	997	1,493	1,992	0.994x + 2.840	1.000
R24	SKC	224-PCXR8	707893	02/04/2024	1,000	1,500	2,000	997	1,507	1,998	1.006x – 14.466	0.999
R25	SKC	224-PCXR8	761052	09/04/2024	1,000	1,500	2,000	1,009	1,494	1,996	0.987x + 17.592	1.000
R26	SKC	224-PCXR8	707956	08/04/2024	1,000	1,500	2,000	1,003	1,500	2,004	1.009x – 15.934	0.999
R27	SKC	224-PCXR8	707398	09/04/2024	1,000	1,500	2,000	995	1,502	2,003	1.008x – 17.956	1.000
R28	SKC	224-PCXR8	707481	09/04/2024	1,000	1,500	2,000	1,003	1,500	2,003	1.012x – 22.471	0.999
R29	SKC	224-PCXR8	707402	08/04/2024	1,000	1,500	2,000	1,005	1,495	1,992	0.987x + 16.057	1.000
R30	SKC	224-PCXR8	093811	09/04/2024	1,000	1,500	2,000	999	1,494	1,995	0.997x + 0.921	1.000
R31	SKC	224-PCXR8	093183	04/04/2024	1,000	1,500	2,000	1,002	1,504	2,001	1.001x – 1.723	1.000
R32	SKC	224-PCXR8	671950	09/04/2024	1,000	1,500	2,000	999	1,502	1,996	0.997x + 3.418	1.000
R33	SKC	224-PCXR4	626254	04/04/2024	1,000	1,500	2,000	996	1,499	2,001	1.010x – 22.367	0.999
R34	SKC	224-PCXR4	626131	04/04/2024	1,000	1,500	2,000	1,000	1,501	2,005	1.008x – 14.071	1.000
R35	SKC	224-PCXR8	707460	08/04/2024	1,000	1,500	2,000	996	1,496	1,996	0.997x + 1.671	1.000
R36	SKC	224-PCXR8	707446	02/04/2024	1,000	1,500	2,000	1,002	1,499	2,000	1.010x – 20.385	0.999
R37	SKC	224-PCXR8	707432	04/04/2024	1,000	1,500	2,000	998	1,497	1,999	0.997x + 1.683	1.000
R38	SKC	224-PCXR8	707349	04/04/2024	1,000	1,500	2,000	999	1,499	2,000	1.000x – 3.701	1.000
R39	SKC	224-PCXR8	761095	09/04/2024	1,000	1,500	2,000	1,002	1,496	1,993	0.996x + 2.987	1.000

Calibrated by :



บริษัท เอส.พี.เอส. คอนซัลติ้ง เซอร์วิส จำกัด
S.P.S. CONSULTING SERVICE CO., LTD.
7 ซอยพหลโยธิน 24 ถนนพหลโยธิน แขวงจอมพล เขตจตุจักร กรุงเทพฯ 10900
7 Soi Phaholyothin 24, Phaholyothin Rd., Jompol, Chatuchak, Bangkok 10900
Tel : (662) 939-4370-72. Fax : (662) 513-4221. E-mail : sale@spscon.com.. www.spscon.com

Personal Pump Calibration Report

Calibration Method : Dry Cal Primary Flowmeter

Model : Defender 510-H

S/N : 136164

Environmental Conditions

Temperature . 25 \pm 3 $^{\circ}$ C
Pressure . 1010 \pm 15 mmbar

Personal Pump Data				Calibration Data								
No.	Brand	Model	Serial No.	Date	Flow Rate (ml/min)						Value From Calibration Curve	
					Setting			Actual (Q std.)				
					1	2	3	1	2	3	y	R ²
R40	SKC	224-PCXR4	612753	08/04/2024	1,000	1,500	2,000	998	1,499	1,997	1.011x – 23.404	0.999
R41	SKC	224-PCXR4	626140	05/04/2024	1,000	1,500	2,000	993	1,507	1,999	1.013x – 27.249	0.999
R42	SKC	224-PCXR4	626463	02/04/2024	1,000	1,500	2,000	1,000	1,495	1,998	0.998x + 1.113	1.000
R43	SKC	224-PCXR4	626129	09/04/2024	1,000	1,500	2,000	1,004	1,503	2,004	1.010x – 18.786	0.999
R44	SKC	224-PCXR4	602753	05/04/2024	1,000	1,500	2,000	1,003	1,494	1,992	0.993x + 5.576	1.000
R45	SKC	224-PCXR4	626137	09/04/2024	1,000	1,500	2,000	994	1,507	2,004	1.011x – 21.270	1.000
R47	SKC	224-PCXR4	A129234	08/04/2024	1,000	1,500	2,000	993	1,509	2,001	1.014x – 28.446	0.999
R48	SKC	224-PCXR4	A129253	08/04/2024	1,000	1,500	2,000	1,000	1,494	1,999	0.999x – 0.164	1.000
R49	SKC	224-PCXR4	A129168	08/04/2024	1,000	1,500	2,000	1,003	1,501	2,005	1.012x – 21.059	0.999
R50	SKC	224-PCXR4	A129282	08/04/2024	1,000	1,500	2,000	1,002	1,496	1,993	0.995x + 2.808	1.000
R51	SKC	224-PCXR4	A129284	08/04/2024	1,000	1,500	2,000	995	1,505	2,002	1.005x – 10.182	1.000

Calibrated by :



บริษัท เอส.พี.เอส. คอนซัลติ้ง เซอร์วิส จำกัด
S.P.S. CONSULTING SERVICE CO., LTD.
7 ซอยพหลโยธิน 24 ถนนพหลโยธิน แขวงจอมพล เขตจตุจักร กรุงเทพฯ 10900
7 Soi Phaholyothin 24, Phaholyothin Rd., Jompol, Chatuchak, Bangkok 10900
Tel : (662) 939-4370-72, Fax : (662) 513-4221, E-mail : sale@spscon.com.. www.spscon.com

Rotameter Calibration Report (For Personal Pump High Flow Adjust)

Calibration Method : Dry Cal Primary Flowmeter

Model : Defender 510-H

S/N : 136164

Calibration Data

Rotameter Data			Calibration Data								
No.	Brand	Model	Date	Flow Rate (mL/min)						Value From Calibration Curve	
				Flow Rate (Reading)			Actual (Q std.)				
				1	2	3	1	2	3	y	R ²
H-R01	Dwyer	VFB-65	02/04/2024	500	1,000	2,000	502.7	995.4	1981.1	0.999x – 2.801	0.999
H-R02	Dwyer	VFB-65	04/04/2024	500	1,000	2,000	501.2	1000.7	1990.7	1.000x – 1.869	1.000
H-R03	Dwyer	VFB-65	09/04/2024	500	1,000	2,000	502.1	993.7	1998.1	0.992x + 5.811	1.000
H-R04	Dwyer	VFB-65	08/04/2024	500	1,000	2,000	497.2	993.8	2015.1	1.006x – 10.146	1.000
H-R05	Dwyer	VFB-65	05/04/2024	500	1,000	2,000	500.1	995.3	1991.1	1.001x – 3.418	1.000
H-R06	Dwyer	VFB-65	05/04/2024	500	1,000	2,000	503.6	996.6	1984.2	1.000x – 2.517	0.999

Calibrated by :



CERTIFICATE No : 24M2227

REFERENCE No : 72448-1

PAGE : 1 OF 2

Certificate of Calibration

EQUIPMENT : DIGITAL BALANCE

MANUFACTURER : METTLER TOLEDO

MODEL : XS105DU

SERIAL No : 1126422905

ID No : BA05/50

CONDITION AS RECEIVED : USED ITEM

SUBMITTED BY : S.P.S. CONSULTING SERVICE CO., LTD.
7 SOI PHAHOLYOTHIN 24, PHAHOLYOTHIN RD.,
JOMPOL, CHATUCHAK, BANGKOK 10900

CALIBRATED BY : ATSAWIN Y.

CALIBRATION DATE : 08-Mar-24

APPROVED BY :

ISSUED DATE : 14-Mar-24

RECEIVED DATE : 08-Mar-24



CERTIFICATE No : 24M2227

PAGE : 2 OF 2

Calibration Report

EQUIPMENT : DIGITAL BALANCE MODEL : XS105DU
MANUFACTURER : METTLER TOLEDO S/N : 1126422905
ID No : BA05/50 RECEIVED DATE : 08-Mar-24
AIR PRESSURE : 1010mbar \pm 1mbar CALIBRATION DATE : 08-Mar-24
AMBIENT TEMPERATURE : 25° C \pm 1° C RELATIVE HUMIDITY : 53 %RH \pm 10 % RH

CONDITION OF THIS RESULTS OF CALIBRATION

1. THIS INSTRUMENT WAS CALIBRATED BY ACCORDING TO UKAS LAB 14 EDITION 6:2019 BY USING KNOWN WEIGHT STANDARD WEIGHT. THE BALANCE WAS NOT ADJUSTED BEFORE CALIBRATION. THE BALANCE HAS NO ZERO TRACKING FUNCTION. REPEATABILITY WAS MEASURED BY USING 10 REPEATED MEASUREMENTS. LINEARITY WAS MEASURED COVERING 10 POINTS, EVENLY SPREAD OVER THE RANGE. THE INSTRUMENT WAS SET ZERO BEFORE PERFORMING THE LINEARITY TEST. OFF-CENTER LOADING WAS MEASURED BY USING STANDARD WEIGHTS PLACED ON THE PAN AND MOVED TO VARIOUS POSITIONS ON THE PAN.

2. REFERENCE STANDARD INSTRUMENTS :-

INSTRUMENT	MODEL	SERIAL No	CERTIFICATE No	DUE DATE
1) STANDARD WEIGHT SET	E2	QK-I-151	M2302013S	02-Feb-25
2) STANDARD WEIGHT	E2	15843	M2302014S	02-Feb-25

3. THE CERTIFICATE IS VALID FOR THE ITEM CALIBRATED AS SHOWN ON THE DATE AND PLACE OF CALIBRATION ONLY.

4. THIS RESULT EXCLUDE LONG TERM STABILITY OF THE UNIT UNDER CALIBRATION.

5. THIS CERTIFICATE IS TRACEABLE TO THE INTERNATIONAL SYSTEM OF UNIT MAINTAINED AT:-

- NATIONAL INSTITUTE OF METROLOGY (THAILAND) THROUGH CENTRAL BUREAU OF WEIGHTS&MEASURES

RESULT OF CALIBRATION :- WITHOUT ADJUSTMENT

1. ZERO SETTING FUNCTION : NORMAL

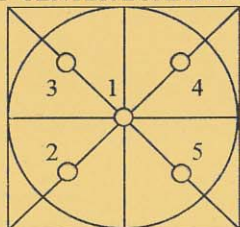
2. TARE FUNCTION : NORMAL

3. REPEATABILITY OF READING AT 200 g WAS 0.000055 g

4. DEPARTURE FROM NOMINAL VALUE/ LINEARITY

NOMINAL VALUE (g)	BALANCE READING (g)	CORRECTION (g)	UNCERTAINTY (\pm g)
0.00	0.00000	0.00000	0.000065
0.02	0.02001	-0.00001	0.000065
0.10	0.10002	-0.00002	0.000066
0.20	0.20001	-0.00001	0.000066
0.50	0.50001	-0.00001	0.000065
1.00	1.00003	-0.00003	0.000066
2.00	2.00001	-0.00001	0.000067
5.00	5.00001	-0.00001	0.000068
10.00	9.99994	0.00006	0.000070
20.00	20.00008	-0.00008	0.000078
50.00	50.0000	0.0000	0.00013
100.00	100.0001	-0.0001	0.00019
120.00	120.0001	-0.0001	0.00022

5. OFF CENTER LOADING ERROR



POINT	READING (g)
1	50.0000
2	50.0000
3	50.0000
4	50.0000
5	50.0000
OFF-CENTER LOADING	0.0000

NOTE: THIS CALIBRATION WAS CARRIED OUT AT THE CUSTOMER'S PLACE AT LABORATORY AREA
THE REPORTED UNCERTAINTY OF MEASUREMENT WAS BASED ON A STANDARD UNCERTAINTY M
COVERAGE FACTOR $k=2$, PROVIDING A LEVEL OF CONFIDENCE APPROXIMATELY 95%.

END OF CALIBRATION REPORT

SITHIPHORN ASSOCIATES CO.,LTD. CALIBRATION LABORATORY



451-451/1 Sirinthorn Rd.,Bangbumru, Bangplud Bangkok 10700 THAILAND.
Tel.0-2435-8800 Fax.0-2433-1679 e-mail:cal-center@sithiphorn.com <http://www.sithiphorn.com>

NSC-TISI-TIS 17025
CALIBRATION 0394

Cert. No. : SP23016

Pages : 1 of 3

Calibration Certificate

Equipment : UV-VIS SPECTROPHOTOMETER
Manufacturer : PERKINELMER
Model : LAMBDA 25
Serial No.: 501S14123010
ID No.: SP03/58
Calibration Mode : WAVELENGTH ACCURACY
PHOTOMETRIC ACCURACY
Condition As Found : GOOD
Customer : S.P.S. CONSULTING SERVICE CO., LTD.
7 SOI PHAHOLYOTHIN 24, PHAHOLYOTHIN ROAD,
CHOMPHON, CHATUCHAK,
BANGKOK 10900, THAILAND.
Location : ORGANIC LABORATORY IV
Ambient Temperature : (25.0 ± 5) °C
Relative Humidity : (48.4 ± 25) %
Received Date : 30 AUGUST 2023
Calibration Date : 30 AUGUST 2023
Date of Issue : 31 AUGUST 2023

Calibrated by :

Nathakorn Pisutpaisan

Approved by :

(Thanakul Petchurai)

This certificate is issued in accordance with the requirements of ISO/IEC 17025 standard, may not be reproduced other than in full, except with the prior written approval of the head of Calibration Laboratory.

Continuation of Calibration Certificate

Cert. No. : SP23016

Job No. : VC66SP0014

Pages : 2 of 3

Calibration Method :

This instrument was calibrated by using on-site calibration procedure In-house method : CP-SP-01

The calibration procedure to direct measurement wavelength accuracy by using wavelength standard solution, Photometric accuracy by using absorbance standard filter and absorbance standard solution

The calibration procedure used was based on ASTM E275-01, ASTM E925-02

Condition of this result of calibration :

1. Certified reference materials

<u>Material</u>	<u>Ref. type</u>	<u>Cell serial No.</u>	<u>Cert. No.</u>	<u>Due Date</u>
Holmium liquid	RM-HL	29706	106864	01/11/2024
Didymium liquid	RM-DL	28912	106905	02/11/2024
Neutral density filter	RM-1N2N3N	13877	106918	03/11/2024
Potassium dichromate solutions	RM-0204060810	14204	106902	02/11/2024
Potassium Iodide solution	-	KI-0701-001	CI-0090-22	08/04/2024

2. This result of calibration was found accurate as shown on date and place of calibration only.

3. This certificate is traceable to the international system of unit maintained at :

3.1 The UK National Physical Laboratory (NPL)

3.2 The National Institute of Standards and Technology, NIST.

Result of calibration : Wavelength Accuracy

(Without adjustment)

<u>Material</u>	<u>Certified Values of Reference Material (nm)</u>	<u>UUC* Reading (nm)</u>	<u>Error (nm)</u>	<u>Uncertainty ± (nm)</u>	<u>k Factor</u>
RM-HL	278.13	278.3	0.17	0.16	2.00
	361.25	361.3	0.05	0.16	2.00
	467.82	468.0	0.18	0.16	2.00
	536.56	536.6	0.04	0.16	2.00
	640.50	640.4	-0.10	0.16	2.00
RM-DL	740.09	740.0	-0.09	0.16	2.00
	864.94	865.0	0.06	0.16	2.00

UUC* = Unit Under Calibration

Continuation of Calibration Certificate

Cert. No. : SP23016
Job No. : VC66SP0014
Pages : 3 of 3

Result of calibration : Photometric Accuracy

(Without adjustment)

Material	Wavelength (nm)	Filter S/N	Nominal Absorbance (A)	Certified Absorbance (A)	UUC* Reading Absorbance (A)	Error (A)	Uncertainty ± (A)	k Factor
Neutral Density glass filter	440.0	29360	1.0	1.0517	1.0564	0.0047	0.0031	2.00
		29914	0.7	0.7445	0.7460	0.0015	0.0032	2.00
		29381	0.5	0.5416	0.5429	0.0013	0.0032	2.00
	546.1	29360	1.0	0.9821	0.9849	0.0028	0.0030	2.00
		29914	0.7	0.6961	0.6961	0.0000	0.0030	2.00
		29381	0.5	0.5073	0.5073	0.0000	0.0030	2.00
	590.0	29360	1.0	1.0222	1.0244	0.0022	0.0030	2.00
		29914	0.7	0.7237	0.7234	-0.0003	0.0030	2.00
		29381	0.5	0.5361	0.5360	-0.0001	0.0031	2.00
	635.0	29360	1.0	0.9753	0.9775	0.0022	0.0030	2.00
		29914	0.7	0.6910	0.6910	0.0000	0.0030	2.00
		29381	0.5	0.5211	0.5210	-0.0001	0.0032	2.00
Material	Wavelength (nm)	Solution (mg/l)	Certified Absorbance (A)	UUC* Reading Absorbance (A)	Error (A)	Uncertainty ± (A)	k Factor	
RM-0204060810	235.0	20	0.2422	0.2462	0.0040	0.0101	2.00	
		40	0.4866	0.4900	0.0034	0.0115	2.00	
		60	0.7414	0.7390	-0.0024	0.0068	2.00	
		80	0.9858	0.9871	0.0013	0.0093	2.00	
		100	1.2442	1.2480	0.0038	0.0087	2.00	

UUC* = Unit Under Calibration

Condition of this result of calibration : Spectrophotometer PERKINELMER Model Lambda 25 S/N 501S141230

Resolution of Wavelength Mode 0.1 nm
Resolution of Photometric Mode 0.0001 A
Parameter Setting
Measurement Mode Wavelength, Absorbance
Wavelength Scan 1100 nm-190 nm
Scanning Speed 7.5 nm/min
Data Pitch 0.1 nm
Band width(Wavelength) 1.0 nm
Band width(Vis) 1.0 nm
Band width(Uv) 1.0 nm

Stray Light** UUC* Reading at 220 nm	
Transmission T(%)	Absorbance(A)
0.0111	3.9564

**Specific Acceptance :

Transmission \leq 1.0 T(%), Absorbance \geq 2.0 A

**Stray light not TISI Accredited

The reported uncertainty is based on a standard uncertainty multiplied by a coverage factor k , providing a level of confidence of approximately 95%

End of Calibration Certificate

Customer :	<u>S.P.S.Consulting Service Co.,Ltd</u>	Date Tested:	<u>July 4, 2024</u>
Address :	<u>7 Soi Phaholyothin 24</u>	Recommendation Recertification	
	<u>Paholyothin Road</u>	Period	<u>6 Months</u>
	<u>Jompol Chatuchak, Bangkok 1090</u>	Recertification Due:	<u>January 4, 2025</u>
User Name:	<u>K.Phenpha Vipasthawatt</u>	Date Last Certified:	<u>January 4, 2024</u>
Phone:	<u>083-9269252</u>	Visit Number:	<u>1 of 2</u>
Fax:	<u>02-513-4221</u>	PerkinElmer Phone:	<u>02-719-6420 ext 206</u>
		PerkinElmer Fax:	<u>02-318-5597</u>

Page 1 of 4



MAINTENANCE AND TEST CERTIFICATE MODEL

OPTIMA 5300DV

SERIAL NUMBER 077C7042401DATE TESTED July 4, 2024**1. MECHANICAL CHECKS**

A. Inspect and clean all fans and filters.

☐ OK

B. Inspect and replace as necessary, all torch components including the RF coil.

☐ OK

C. Inspect all tubing for sign of clacking or leaking.

☐ OK

D. Adjust water and gas pressure regulator settings.

☐ OK

E. Inspect and leak check pneumatics drawers.

☐ OK

F. Clean the exterior of the instrument.

☐ OK**2. OPTICAL CHECKS**

A. Inspect and clean all optical components.

☐ OK

B. As required, check and replace all purgefilters.

☐ OK

C. Recheck optical alignment.

☐ OK**3. COOLING SYSTEM CHECKS**

A. Perform preventive maintenance on chiller.

☐ OK

B. Flush out the chiller every year.

☐ N/A**4. PERFORMANCE CHECKS**

A. Torch View Alignment.

☐ OK

B. Wavelength Calibration.

☐ OK



MAINTENANCE AND TEST CERTIFICATE MODEL

OPTIMA 5300DV

SERIAL NUMBER : <u>077C7042401</u>			DATE TESTED : <u>July 4, 2024</u>		
PARAMETER	SPECIFICATION			FINAL VALUE	
Spectral Resolution : UV	As	193.696 nm	≤ 0.007	0.00550	
	Ni	231.604 nm	≤ 0.008	0.00714	
	Ni	341.476 nm	≤ 0.012	0.00790	
Spectral Resolution : VIS	La	408.672 nm	≤ 0.020	0.01655	
	Ba	455.403 nm	≤ 0.025	0.02391	
Precision					
	As	193.656 nm	% RSD < 1.0	0.72	%
	Zn	213.856 nm	% RSD < 1.0	0.66	%
	Mn	257.610 nm	% RSD < 1.0	0.30	%
	La	379.478 nm	% RSD < 1.0	0.98	%
	Ba	455.403 nm	% RSD < 1.0	0.95	%
	Ba	493.408 nm	% RSD < 1.0	0.78	%
Detection Limits : Axial	Tl	190.080 nm	3(sd)	6.22	ppb
	As	193.696 nm	3(sd)	6.44	ppb
	Pb	220.353 nm	3(sd)	2.06	ppb
Detection Limits : Radial	As	193.696 nm	3(sd)	78.26	ppb
	Zn	213.856 nm	3(sd)	2.07	ppb
	Mn	257.610 nm	3(sd)	0.52	ppb
	La	379.478 nm	3(sd)	2.63	ppb
	Ba	455.403 nm	3(sd)	0.08	ppb
	Ba	493.408 nm	3(sd)	0.75	ppb
BEC : Axial (IB X 500)/(IS-IB)	Cd	226.502 nm	≤ 150 ppb	64.72	
BEC : Radial (IB X 1000)/(IS-IB)	Mn	257.610 nm	≤ 45 ppb	15.04	



MAINTENANCE AND TEST CERTIFICATE MODEL OPTIMA 5300DV

SERIAL NUMBER 077C7042401 DATE TESTED July 4, 2024

Remarks :

Commissioning follow as commissioning performance sheets.

This is to certify that the above tests have been performed and the configuration tested

☒

meets

☐

does not meet

the PerkinElmer Specifications listed on this certificate.

This certificate does not modify PerkinElmer's standard terms and condition of sale,
including warranty terms.

Authorized Representative



Service Engineer

MAINTENANCE REPORT AND CALIBRATION CERTIFICATE

ATOMIC ABSORPTION SPECTROPHOTOMETER MODEL

PinAAcle 900T

Customer :	<u>S.P.S.Consulting Service Co.,Ltd</u>	Date Tested:	<u>July 4, 2024</u>
		Recommendation Recertification	
Address :	<u>7 Soi Phaholyothin 24</u>	Period	<u>6</u> Months
	<u>Paholyothin Road</u>	Recertification Due:	<u>January 4, 2025</u>
	<u>Jompol Chatuchak, Bangkok 10900</u>	Date Last Certified:	<u>January 4, 2024</u>
User Name:	<u>K.Phenpha Viphashtawat</u>	Visit Number:	<u>2 OF 2</u>
Phone:	<u>083-9269252</u>	PerkinElmer Phone:	<u>02-719-6420 ext 204</u>
Email:	<u></u>	PerkinElmer Fax:	<u>02-318-5597</u>

CONFIGURATION TESTED		
MODEL	SERIAL NUMBER	SOFTWARE
<u>PinAAcle 900T</u>	<u>PTCS14111103</u>	<u>Wiblab V5.1</u>
<u>AS 900</u>	<u></u>	<u></u>
<u></u>	<u></u>	<u></u>
<u></u>	<u></u>	<u></u>
<u></u>	<u></u>	<u></u>
<u></u>	<u></u>	<u></u>
TEST STANDARD USED	PART NUMBER	EXPIRATION DATE
<u>Copper</u>	<u>N9300183</u>	<u>APR 30 2025</u>
<u>GFAAS Mixed standard</u>	<u>N9300244</u>	<u>FEB 28 2025</u>
<u>MG0-042</u>	<u>N101-3000</u>	<u></u>
<u>MG2-045</u>	<u>N101-3002</u>	<u></u>
<u></u>	<u></u>	<u></u>

MAINTENANCE REPORT AND CALIBRATION CERTIFICATE

ATOMIC ABSORPTION SPECTROPHOTOMETER MODEL

PinAAcle 900T

SERIAL NUMBER	PTCS14111103	DATE TESTED	July 4, 2024
1. INSTRUMENT CHECKS			
A. The Mirror and Lenses Condition			<input type="checkbox"/> OK
B. Grating Condition			<input type="checkbox"/> OK
C. Replace or Clean Dust Filter			<input type="checkbox"/> OK
D. Cleaning the Contact Cylinders			<input type="checkbox"/> OK
E. Cleaning the Furnace Windows			<input type="checkbox"/> OK
F. Cleaning the Burner Head			<input type="checkbox"/> OK
G. Cleaning the Nebulizer			<input type="checkbox"/> OK
H. Cleaning the Drain System			<input type="checkbox"/> OK
2. AUTOSAMPLE CHECK			
A. Sampling and Arm			<input type="checkbox"/> OK
B. Sampling & Rinse Pump			<input type="checkbox"/> OK
C. Sample Position & Clean			<input type="checkbox"/> OK
3. COOLING SYSTEM CHECKS			
A. Clean and Change Distill water			<input type="checkbox"/> OK
B. Themensor			<input type="checkbox"/> OK
4. FIAS CHECKS			
A. Pump and 5 Port Valve			<input type="checkbox"/> N/A
B. Chemifold and Tubing			<input type="checkbox"/> N/A
C. Power Supply			<input type="checkbox"/> N/A
D. Flow meter and Gas system			<input type="checkbox"/> N/A

MAINTENANCE REPORT AND CALIBRATION CERTIFICATE

ATOMIC ABSORPTION SPECTROPHOTOMETER MODEL

PinAAcle 900T

SERIAL NUMBER	PTCS14111103	DATE TESTED	July 4, 2024
PARAMETER		SPECIFICATION	ACTUAL VAULE
A. Flame Mode Tests			
1. Detector-Linearity with Barium (553.55 nm)			
Neutral Density Filter 0.2 :	0.2042	Abs. \pm 5%	0.1815 Abs.
Neutral Density Filter 1.0 :	0.9798	Abs. \pm 5%	1.0220 Abs.
2. Baseline Noise at 1 Abs with Barium (553.55 nm)			
(at an integration time of 0.5 seconds			
and 99 replicates)			
		SD \leq 0.010 Abs.	0.0016 Abs.
3. AA Baseline with Copper (Cu 324.75 nm)			
(at an integration time of 0.5 seconds			
and 99 replicates)			
		SD \leq 0.001 Abs.	0.0001 Abs.
4. D ₂ Background Compensation (Copper 324.75 nm)			
with Neutral Density Filter 1.0		Absorbance \leq 0.010 Abs	0.0079 Abs.
5. AA-BG Baseline Noise with Copper (324.75 nm)			
(at an integration time of 2.0 seconds			
and 99 replicates)			
		SD \leq 0.005 Abs.	0.0007 Abs.
6. AA-BG Baseline Noise with Arsenic (193.70 nm)			
(at an integration time of 2.0 seconds			
and 99 replicates)			
		SD \leq 0.005 Abs.	0.0024 Abs.

MAINTENANCE REPORT AND CALIBRATION CERTIFICATE

ATOMIC ABSORPTION SPECTROPHOTOMETER MODEL

PinAAcle 900T

SERIAL NUMBER	PTCS14111103	DATE TESTED	July 4, 2024
PARAMETER	SPECIFICATION	ACTUAL VAULE	
7. Flame Interlock Shutdown	Shutdown correct?	<input checked="" type="checkbox"/> OK	
8. Flame Sensitivity with Copper (324.75 nm)			
(5 mg/L Cu Standard a read time of 10 seconds			
10 replicates, standard burner and Stainless stell nebulizer)	Sensitivity \geq 0.250 Abs.	0.3118 Abs.	
(2 mg/L Cu Standard a read time of 10 seconds			
10 replicates, standard burner and High sensitivity nebulizer)	Sensitivity \geq 0.250 Abs.	N/A Abs.	

MAINTENANCE REPORT AND CALIBRATION CERTIFICATE

ATOMIC ABSORPTION SPECTROPHOTOMETER MODEL

PinAAcle 900T

SERIAL NUMBER	PTCS14111103	DATE TESTED	July 4, 2024
PARAMETER	SPECIFICATION	ACTUAL VAULE	
B. THGA Tests			
1. Furnace Gas Flows			
Internal Flow	250 ± 25 mL/min	250	mL/min
External Flow	100 ± 10 mL/min	100	mL/min
2. Chromium Baseline Noise (357.87 nm)			
(mesure 5 furnace dry firings without any sample)			
	Baseline ≤ 0.005 Int.Abs	0.0021	
	SD ≤ 0.005 Int.Abs	0.0004	Int.Abs.
3. Chromium Characteristic Mass(m ₀) and Precition (357.87 nm)			
(measure 5 furnace firing using 20 ul			
sample injections of 10 ug/L Cr standard)			
	m0 Results ≤ 7.0 pg/0.0044A-s	7	pg/0.0044A-s
	Precision ≤ 2.0%	1.32	%
4. Copper Characteristic Mass(m ₀) and Zeeman Ratio (324.75 nm)			
(measure 5 furnace firing using 20 ul			
sample injections of 25 ug/L Cu standard)			
	m0 Results ≤ 16.5 pg/0.0044A-s	14.4	pg/0.0044A-s
	Zeeman Ratio 0.52 ± 0.04	0.559	

MAINTENANCE REPORT AND CALIBRATION CERTIFICATE

ATOMIC ABSORPTION SPECTROPHOTOMETER MODEL

PinAAcle 900T

SERIAL NUMBER PTCS14111103 DATE TESTED July 4, 2024

Remarks :

- Neutral Density Filter refer to data sheet

- Zeeman Ratio = $\frac{\text{Atomic Signal(peak area)}}{\text{Atomic Signal(peak area)+Background Signal(peak area)}}$

= $0.1491/0.1491+0.1176$

0.559

This is to certify that the above tests have been performed and the configuration tested



meets



does not meet

the PerkinElmer Specifications listed on this certificate.

This certificate does not modify PerkinElmer's standard terms and condition of sale, including warranty terms.

Service Department PerkinElmer Ltd

Customer Service Engineer:

(Wiphan Promlumda)

Service Engineer

คุณภาพน้ำ



QUALITY CALIBRATION CO.,LTD.

235 Petchkasem 63/2 Road, Laksong, Bangkae, Bangkok 10160
Tel (662) 421-5402, (662) 444-0152-3, Fax (662) 809-4584



CERTIFICATE No : 23E8494
REFERENCE No : 70413-1

PAGE : 1 OF 3

Certificate of Calibration

EQUIPMENT : pH METER
MANUFACTURER : HANNA
MODEL : HI 3512
SERIAL No : TH118035
ID No : pH04/56
CONDITION AS RECEIVED : USED ITEM
SUBMITTED BY : S.P.S. CONSULTING SERVICE CO., LTD.
7 SOI PHAHOLYOTHIN 24, PHAHOLYOTHIN RD.,
JOMPOL, CHATUCHAK, BANGKOK 10900

CALIBRATED BY : ATSAWIN Y.

CALIBRATION DATE : 06-Sep-23

APPROVED BY : 
PONGSAK J.

ISSUED DATE : 06-Sep-23

RECEIVED DATE : 31-Aug-23

THIS CERTIFICATE MAY NOT BE REPRODUCED OTHER THAN IN FULL EXCEPT WITH THE PRIOR WRITTEN APPROVAL OF
QUALITY CALIBRATION CO., LTD.



QUALITY CALIBRATION CO.,LTD.

235 Petchkasem 63/2 Road, Laksong, Bangkae, Bangkok 10160

Tel (662) 421-5402, (662) 444-0152-3, Fax (662) 809-4584

CERTIFICATE No : 23E8494

PAGE : 2 OF 3

Calibration Report

EQUIPMENT : pH METER
MANUFACTURER : HANNA
ID No : pH04/56
RECEIVED DATE : 31-Aug-23
AMBIENT TEMPERATURE : 23 ° C ± 3 ° C
MODEL : HI 3512
SERIAL NUMBER : TH118035
CALIBRATION DATE : 06-Sep-23
RELATIVE HUMIDITY : 50 % RH ± 10% RH

CONDITION OF THIS RESULTS OF CALIBRATION

- THIS INSTRUMENT WAS CALIBRATED BY DIRECT MEASUREMENT METHOD BASED ON WI-TQ-062 AND WI-TQ-063. THE DISPLAY UNIT WAS TESTED BY GENERATING STANDARD VOLTAGE TO THE UNIT AND READ THE VALUE COMPARED WITH CALCULATED VALUE. THE DISPLAY AND ELECTRODE WAS CALIBRATED BY USING STANDARD pH BUFFER
- REFERENCE STANDARD INSTRUMENTS :-

<u>INSTRUMENT</u>	<u>MODEL</u>	<u>SERIAL No/ LOT No</u>	<u>CERTIFICATE No</u>	<u>DUE DATE</u>
1) pH STANDARD SOLUTION	00651-06	CC767907	4880-13836406	29-Dec-24
2) pH STANDARD SOLUTION	00651-08	CC765602	4881-13757019	18-Nov-24
3) pH STANDARD SOLUTION	00651-10	CC767180	4882-13813369	14-Dec-24
4) PROCESS CALIBRATOR	CA150	91S6079	23E1312	19-Apr-24
5) BATH	260014	1247 48074	22T9870	13-Sep-23
6) THERMOMETER WITH PROBE	421504	55000379	22T9904	13-Sep-23

- THE CERTIFICATE IS VALID FOR THE ITEM CALIBRATED AS SHOWN ON THE DATE AND PLACE OF CALIBRATION ONLY.
- THIS RESULT EXCLUDE LONG TERM STABILITY OF THE UNIT UNDER CALIBRATION.
- THIS CERTIFICATE IS TRACEABLE TO SI UNIT MAINTAINED AT :-
 - NATIONAL INSTITUTE OF STANDARD AND TECHNOLOGY, USA.
 - NATIONAL INSTITUTE OF METROLOGY (THAILAND)

RESULT OF CALIBRATION : ADJUSTMENT

1. DISPLAY UNIT ONLY

SLOPE FACTOR $k = 2.303 RT/F = 59 \text{ mV/pH}$

mV APPLIED	UUC READING (mV)	CORRECTION (mV)	UUC READING (pH)	UNCERTAINTY OF MEASUREMENT (± mV)	COVERAGE FACTOR k
414.11	414.6	-0.49	-0.290	0.15	2.00
354.95	355.4	-0.45	0.741	0.15	2.00
295.80	296.3	-0.50	1.773	0.15	2.00
236.64	237.1	-0.46	2.804	0.15	2.00
177.48	177.9	-0.42	3.835	0.15	2.00
118.32	118.7	-0.38	4.867	0.15	2.00
59.16	59.6	-0.44	5.898	0.15	2.00
0.00	0.4	-0.40	6.930	0.15	2.00
-59.16	-58.8	-0.36	7.961	0.15	2.00
-118.32	-117.9	-0.42	8.992	0.15	2.00
-177.48	-177.1	-0.38	10.024	0.15	2.00
-236.64	-236.3	-0.34	11.055	0.15	2.00
-295.80	-295.5	-0.30	12.087	0.15	2.00
-354.95	-354.6	-0.35	13.118	0.15	2.00
-414.11	-413.8	-0.31	14.149	0.15	2.00



CERTIFICATE No : 23E8494

PAGE : 3 OF 3

Calibration Report

RESULT OF CALIBRATION (CONTINUE) :**2. DISPLAY UNIT WITH pH ELECTRODE S/N: 09081C6M**

STANDARD pH BUFFER SOLUTION (pH)	UUC READING (pH)	CORRECTION (pH)	VALUE BEFORE ADJUSTMENT	UNCERTAINTY OF MEASUREMENT (\pm pH)	COVERAGE FACTOR k
4.006	4.006	0.000	4.015	0.012	2.00
7.000	7.000	0.000	6.914	0.012	2.00
10.008	10.010	-0.002	9.996	0.014	2.00

3. DISPLAY UNIT WITH TEMPERATURE

STANDARD READING ($^{\circ}$ C)	UUC READING ($^{\circ}$ C)	CORRECTION ($^{\circ}$ C)	VALUE BEFORE ADJUSTMENT	UNCERTAINTY OF MEASUREMENT (\pm $^{\circ}$ C)	COVERAGE FACTOR k
25.005	25.0	0.005	---	0.0085	2.00

4. PERCENT SLOPE 100%

UUC : UNIT UNDER CALIBRATION

THE REPORTED UNCERTAINTY OF MEASUREMENT WAS BASED ON A STANDARD UNCERTAINTY MULTIPLIED BY A COVERAGE FACTOR k, PROVIDING A LEVEL OF CONFIDENCE APPROXIMATELY 95%.

END OF CALIBRATION REPORT



CERTIFICATE No : 23M2442

REFERENCE No : 68471-2

PAGE : 1 OF 2

Certificate of Calibration

EQUIPMENT : DIGITAL BALANCE

MANUFACTURER : SARTORIUS

MODEL : BSA224S-CW

SERIAL No : 36591843

ID No : BA 09/61

CONDITION AS RECEIVED : USED ITEM

SUBMITTED BY : S.P.S. CONSULTING SERVICE CO., LTD.
7 SOI PHAHOLYOTHIN 24, PHAHOLYOTHIN RD.,
JOMPOL, CHATUCHAK, BANGKOK 10900

CALIBRATED BY : ATSAWIN Y.

CALIBRATION DATE : 10-Mar-23

APPROVED BY : 

ISSUED DATE : 16-Mar-23

RECEIVED DATE : 10-Mar-23



CERTIFICATE No : 23M2442

PAGE : 2 OF 2

Calibration Report

EQUIPMENT : DIGITAL BALANCE MODEL : BSA224S-CW
MANUFACTURER : SARTORIUS S/N : 36591843
ID No : BA 09/61 RECEIVED DATE : 10-Mar-23
AIR PRESSURE : 1010mbar \pm 1mbar CALIBRATION DATE : 10-Mar-23
AMBIENT TEMPERATURE : 23° C \pm 1° C RELATIVE HUMIDITY : 49 %RH \pm 10 % RH

CONDITION OF THIS RESULTS OF CALIBRATION

1. THIS INSTRUMENT WAS CALIBRATED BY ACCORDING TO UKAS LAB 14 EDITION 6:2019 BY USING KNOWN WEIGHT STANDARD WEIGHT. THE BALANCE WAS NOT ADJUSTED BEFORE CALIBRATION. THE BALANCE HAS NO ZERO TRACKING FUNCTION. REPEATABILITY WAS MEASURED BY USING 10 REPEATED MEASUREMENTS. LINEARITY WAS MEASURED COVERING 10 POINTS, EVENLY SPREAD OVER THE RANGE. THE INSTRUMENT WAS SET ZERO BEFORE PERFORMING THE LINEARITY TEST. OFF-CENTER LOADING WAS MEASURED BY USING STANDARD WEIGHTS PLACED ON THE PAN AND MOVED TO VARIOUS POSITIONS ON THE PAN.

2. REFERENCE STANDARD INSTRUMENTS :-

INSTRUMENT	MODEL	SERIAL No	CERTIFICATE No	DUE DATE
1) STANDARD WEIGHT SET	E2	QK-I-151	M2302013S	02-Feb-25
2) STANDARD WEIGHT	E2	15843	M2302014S	02-Feb-25

3. THIS RESULT WAS FOUND ACCURATE AS SHOWN ON DATE AND PLACE OF CALIBRATION ONLY.

4. THIS RESULT EXCLUDE LONG TERM STABILITY OF THE UNIT UNDER CALIBRATION.

5. THIS CERTIFICATE IS TRACEABLE TO THE INTERNATIONAL SYSTEM OF UNIT MAINTAINED AT:-

- NATIONAL INSTITUTE OF METROLOGY (THAILAND) THROUGH CENTRAL BUREAU OF WEIGHTS&MEASURES

RESULT OF CALIBRATION :- WITHOUT ADJUSTMENT

1. ZERO SETTING FUNCTION : NORMAL

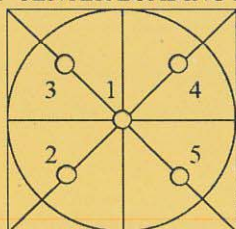
2. TARE FUNCTION : NORMAL

3. REPEATABILITY OF READING AT 200 g WAS 0 g

4. DEPARTURE FROM NOMINAL VALUE/ LINEARITY

NOMINAL VALUE (g)	BALANCE READING (g)	CORRECTION (g)	UNCERTAINTY (\pm g)
0.0	0.0000	0.0000	0.000058
0.1	0.1000	0.0000	0.000059
0.2	0.2000	0.0000	0.000059
0.5	0.5000	0.0000	0.000060
1.0	1.0000	0.0000	0.000060
2.0	2.0000	0.0000	0.000061
5.0	5.0000	0.0000	0.000063
10.0	10.0000	0.0000	0.000067
20.0	20.0001	-0.0001	0.000073
50.0	50.0000	0.0000	0.00011
100.0	100.0001	-0.0001	0.00019
200.0	200.0000	0.0000	0.00032

5. OFF CENTER LOADING ERROR



POINT	READING (g)
1	100.0000
2	99.9999
3	99.9998
4	100.0001
5	100.0000
OFF-CENTER LOADING	0.0002

NOTE: THIS CALIBRATION WAS CARRIED OUT AT THE CUSTOMER'S PLACE AT LABORATORY AREA

THE REPORTED UNCERTAINTY OF MEASUREMENT WAS BASED ON A STANDARD UNCERTAINTY MULTIPLIED BY A COVERAGE FACTOR $k=2$, PROVIDING A LEVEL OF CONFIDENCE APPROXIMATELY 95%.

END OF CALIBRATION REPORT



CERTIFICATE No : 24M2229
REFERENCE No : 72448-3

PAGE : 1 OF 2

Certificate of Calibration

EQUIPMENT : DIGITAL BALANCE

MANUFACTURER : SARTORIUS

MODEL : BSA224S-CW

SERIAL No : 36591843

ID No : BA 09/61


CONDITION AS RECEIVED : USED ITEM

SUBMITTED BY : S.P.S. CONSULTING SERVICE CO., LTD.
7 SOI PHAHOLYOTHIN 24, PHAHOLYOTHIN RD.,
JOMPOL, CHATUCHAK, BANGKOK 10900

CALIBRATED BY : ATSAWIN Y.

CALIBRATION DATE : 08-Mar-24

APPROVED BY



ISSUED DATE : 14-Mar-24

RECEIVED DATE : 08-Mar-24



CERTIFICATE No : 24M2229

PAGE : 2 OF 2

Calibration Report

EQUIPMENT : DIGITAL BALANCE **MODEL** : BSA224S-CW
MANUFACTURER : SARTORIUS **S/N** : 36591843
ID No : BA 09/61 **RECEIVED DATE** : 08-Mar-24
AIR PRESSURE : 1010mbar \pm 1mbar **CALIBRATION DATE** : 08-Mar-24
AMBIENT TEMPERATURE : 25° C \pm 1° C **RELATIVE HUMIDITY** : 55 %RH \pm 10 % RH

CONDITION OF THIS RESULTS OF CALIBRATION

1. THIS INSTRUMENT WAS CALIBRATED BY ACCORDING TO UKAS LAB 14 EDITION 6:2019 BY USING KNOWN WEIGHT STANDARD WEIGHT. THE BALANCE WAS NOT ADJUSTED BEFORE CALIBRATION. THE BALANCE HAS NO ZERO TRACKING FUNCTION. REPEATABILITY WAS MEASURED BY USING 10 REPEATED MEASUREMENTS. LINEARITY WAS MEASURED COVERING 10 POINTS, EVENLY SPREAD OVER THE RANGE. THE INSTRUMENT WAS SET ZERO BEFORE PERFORMING THE LINEARITY TEST. OFF-CENTER LOADING WAS MEASURED BY USING STANDARD WEIGHTS PLACED ON THE PAN AND MOVED TO VARIOUS POSITIONS ON THE PAN.

2. REFERENCE STANDARD INSTRUMENTS :-

<u>INSTRUMENT</u>	<u>MODEL</u>	<u>SERIAL No</u>	<u>CERTIFICATE No</u>	<u>DUE DATE</u>
1) STANDARD WEIGHT SET	E2	QK-I-151	M2302013S	02-Feb-25
2) STANDARD WEIGHT	E2	15843	M2302014S	02-Feb-25

3. THE CERTIFICATE IS VALID FOR THE ITEM CALIBRATED AS SHOWN ON THE DATE AND PLACE OF CALIBRATION ONLY.

4. THIS RESULT EXCLUDE LONG TERM STABILITY OF THE UNIT UNDER CALIBRATION.

5. THIS CERTIFICATE IS TRACEABLE TO THE INTERNATIONAL SYSTEM OF UNIT MAINTAINED AT:-

- NATIONAL INSTITUTE OF METROLOGY (THAILAND) THROUGH CENTRAL BUREAU OF WEIGHTS&MEASURES

RESULT OF CALIBRATION :- WITHOUT ADJUSTMENT

1. ZERO SETTING FUNCTION : NORMAL

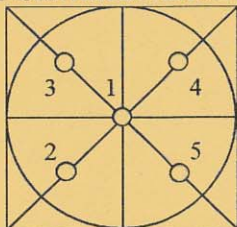
2. TARE FUNCTION : NORMAL

3. REPEATABILITY OF READING AT 200 g WAS 0 g

4. DEPARTURE FROM NOMINAL VALUE/ LINEARITY

NOMINAL VALUE (g)	BALANCE READING (g)	CORRECTION (g)	UNCERTAINTY (\pm g)
0.0	0.0000	0.0000	0.000082
0.1	0.1000	0.0000	0.000083
0.2	0.2000	0.0000	0.000083
0.5	0.5000	0.0000	0.000083
1.0	1.0000	0.0000	0.000084
2.0	2.0000	0.0000	0.000084
5.0	5.0000	0.0000	0.000086
10.0	10.0000	0.0000	0.000089
20.0	20.0001	-0.0001	0.000094
50.0	50.0000	0.0000	0.00012
100.0	100.0001	-0.0001	0.00019
200.0	200.0000	0.0000	0.00032

5. OFF CENTER LOADING ERROR



POINT	READING (g)
1	100.0000
2	100.0000
3	100.0000
4	100.0000
5	100.0000
OFF-CENTER LOADING	0.0000

NOTE: THIS CALIBRATION WAS CARRIED OUT AT THE CUSTOMER'S PLACE AT LABORATORY AREA

THE REPORTED UNCERTAINTY OF MEASUREMENT WAS BASED ON A STANDARD UNCERTAINTY MULTIPLIED BY A COVERAGE FACTOR $k=2$, PROVIDING A LEVEL OF CONFIDENCE APPROXIMATELY 95%.

END OF CALIBRATION REPORT

CERT.No.: HS-U017D

Calibration Date : 3 Apr 23
 Submitted by : S.P.S CONSULTING SERVICE CO.,LTD
 7 Soi Phaholyothin 24, Phaholyothin Rd., Jompol,
 Chatuchak, Bangkok, Thailand 10900
 Avg Room Temp : 20 °C
 Avg Water Temp : 20 °C
 Air Pressure : 760.00 mmHg
 Salinity : 0 ppt

Model : YSI 5000
 S/N : 15B100751
 Probe : YSI 5010
 S/N : 22D100097
 ID NO. : -
 Air Temp ref : S/N. E00522
 Barometric ref : S/N. E00522
 Water Temp ref : S/N. 11431
 Technician : Kittipong M.

Calibration Details

Calibration Point	100% air sat. (@20 °C, DO = 9.09 mg/l)	(status)	(status)
Measurement 1 (mg/l)	9.08	(PASS)	-
Measurement 2 (mg/l)	9.08	(PASS)	-
Measurement 3 (mg/l)	9.08	(PASS)	-
Measurement 4 (mg/l)	9.08	(PASS)	-
Measurement 5 (mg/l)	9.08	(PASS)	-
Measurement 6 (mg/l)	9.08	(PASS)	-
Measurement 7 (mg/l)	9.08	(PASS)	-
Measurement 8 (mg/l)	9.08	(PASS)	-
Measurement 9 (mg/l)	9.08	(PASS)	-
Measurement 10 (mg/l)	9.08	(PASS)	-
Mean Measurement	9.08	mg/l	-
Inaccuracy	0.01	mg/l	-
Overall Status	(PASS)		

Manufacturer Specification

Accuracy = +/- 0.02 mg/l

- 1) This certificate is issued based on the result that are found as shown on date and place of test only.
- 2) The calibration procedure followed in accordance with Harikul Science Co., Ltd.
- 3) This result shall not be used for advertising purpose.

Technician Signature

(Kittipong Maekwong)

(Natenapha Pisatkunchon)



QUALITY CALIBRATION CO.,LTD.

235 Petchkasem 63/2 Road, Laksong, Bangkae, Bangkok 10160

Tel (662) 421-5402, (662) 444-0152-3, Fax (662) 809-4584

www.qcalibration.com

CERTIFICATE No : 24T0774

REFERENCE No : 71986-2

PAGE : 1 OF 2

Certificate of Calibration

EQUIPMENT : COD REACTOR

MANUFACTURER : HACH

MODEL : DRB 200

SERIAL No : 15110C0235

ID No : CRB 05/59

SUBMITTED BY : S.P.S. CONSULTING SERVICE CO., LTD.
7 SOI PHAHOLYOTHIN 24, PHAHOLYOTHIN RD.,
JOMPOL, CHATUCHAK, BANGKOK 10900

CALIBRATED BY : CHAICHARN CH.

CALIBRATION DATE : 5-Feb-24

APPROVED BY : 

ISSUED DATE : 5-Feb-24

RECEIVED DATE : 5-Feb-24

THIS CERTIFICATE MAY NOT BE REPRODUCED OTHER THAN IN FULL EXCEPT WITH THE PRIOR WRITTEN APPROVAL OF
QUALITY CALIBRATION CO., LTD.

F-G010 REV : 02



CERTIFICATE No : 24T0774

PAGE : 2 OF 2

Calibration Report

EQUIPMENT : COD REACTOR
MANUFACTURER : HACH
ID NUMBER : CRB 05/59
RECEIVED DATE : 5-Feb-24
AMBIENT TEMPERATURE : 23° C ± 1° C

MODEL : DRB 200
SERIAL NUMBER : 15110C0235
CALIBRATION DATE : 5-Feb-24
RELATIVE HUMIDITY : 52 %RH ± 10 % RH

CONDITION OF THIS RESULTS OF CALIBRATION

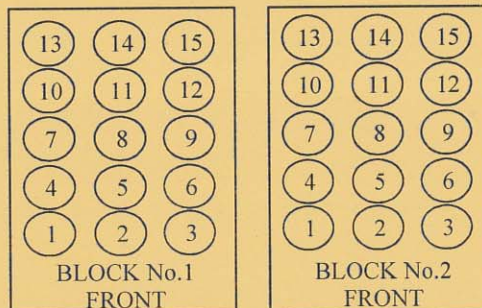
1. THIS INSTRUMENT WAS CALIBRATED BY DIRECT MEASUREMENT TEMPERATURE RECORDER WITH THERMOCOUPLE TYPE K UNDER NO LOAD CONDITION. THE THERMOCOUPLES WERE PLACED ON 15 POINTS AND LOCATED ONE THERMOCOUPLE IN EACH OF THE FOUR CORNERS OF THE REACTOR AND PLACED THE EIGHTH THERMOCOUPLE AT THE CENTER OF THE REACTOR.

2. REFERENCE STANDARD INSTRUMENTS :-

INSTRUMENT	MODEL	SERIAL No	CERTIFICATE No	DUE DATE
1) DATA LOGGER WITH TC TYPE K	HYDRA 2635A	8009008	23T6640	14-Jul-24

3. THIS RESULT WAS FOUND ACCURATE AS SHOWN ON DATE AND PLACE OF CALIBRATION ONLY.
4. THIS RESULT EXCLUDE LONG TERM STABILITY OF THE UNIT UNDER CALIBRATION.
5. THIS CERTIFICATE IS TRACEABLE TO THE INTERNATIONAL SYSTEM OF UNIT MAINTAINED AT:-
- NATIONAL INSTITUTE OF METROLOGY (THAILAND) THROUGH QUALITY CALIBRATION CO.,LTD.

RESULT OF CALIBRATION :- WITHOUT ADJUSTMENT



TEMPERATURE MEASUREMENT ACCURACY TEST

Block No.	1	2
Controller temperature (°C)	145	145
Indicating Temperature	145	145
Measured Temperature (°C) at Spread Locations	1	150.2
	2	150.2
	3	150.2
	4	149.9
	5	150.1
	6	150.7
	7	149.9
	8	149.9
	9	150.8
	10	149.5
	11	150.2
	12	150.0
	13	149.5
	14	149.5
	15	149.6
Uncertainty of Measurement(± °C)	0.86	0.86

NOTE 1 : THE UNCERTAINTY OF MEASUREMENT EXCLUDED TEMPERATURE UNIFORMITY OF THE CHAMBER.

NOTE 2 : THIS CALIBRATION WAS CARRIED OUT AT THE CUSTOMER'S PLACE AT LABORATORY AREA.

THE REPORTED UNCERTAINTY OF MEASUREMENT WAS BASED ON A STANDARD UNCERTAINTY MULTIPLIED BY A COVERAGE FACTOR k =2, PROVIDING A LEVEL OF CONFIDENCE APPROXIMATELY 95%.

END OF CALIBRATION REPORT

SITHIPHORN ASSOCIATES CO.,LTD. CALIBRATION LABORATORY



451-451/1 Sirinthorn Rd.,Bangbumru, Bangplud Bangkok 10700 THAILAND.
Tel.0-2435-8800 Fax.0-2433-1679 e-mail:cal-center@sithiphorn.com <http://www.sithiphorn.com>

NSC-TISI-TIS 17025
CALIBRATION 0394

Cert. No. : SP23016

Pages : 1 of 3

Calibration Certificate

Equipment : UV-VIS SPECTROPHOTOMETER
Manufacturer : PERKINELMER
Model : LAMBDA 25
Serial No.: 501S14123010
ID No.: SP03/58
Calibration Mode : WAVELENGTH ACCURACY
PHOTOMETRIC ACCURACY
Condition As Found : GOOD
Customer : S.P.S. CONSULTING SERVICE CO., LTD.
7 SOI PHAHOLYOTHIN 24, PHAHOLYOTHIN ROAD,
CHOMPHON, CHATUCHAK,
BANGKOK 10900, THAILAND.
Location : ORGANIC LABORATORY IV
Ambient Temperature : (25.0 ± 5) °C
Relative Humidity : (48.4 ± 25) %
Received Date : 30 AUGUST 2023
Calibration Date : 30 AUGUST 2023
Date of Issue : 31 AUGUST 2023

Calibrated by :

Nathakorn Pisutpaisan

Approved by :



This certificate is issued in accordance with the requirements of ISO/IEC 17025 standard, may not be reproduced other than in full, except with the prior written approval of the head of Calibration Laboratory.

Continuation of Calibration Certificate

Cert. No. : SP23016

Job No. : VC66SP0014

Pages : 2 of 3

Calibration Method :

This instrument was calibrated by using on-site calibration procedure In-house method : CP-SP-01

The calibration procedure to direct measurement wavelength accuracy by using wavelength standard solution, Photometric accuracy by using absorbance standard filter and absorbance standard solution

The calibration procedure used was based on ASTM E275-01,ASTM E925-02

Condition of this result of calibration :

1. Certified reference materials

<u>Material</u>	<u>Ref. type</u>	<u>Cell serial No.</u>	<u>Cert. No.</u>	<u>Due Date</u>
Holmium liquid	RM-HL	29706	106864	01/11/2024
Didymium liquid	RM-DL	28912	106905	02/11/2024
Neutral density filter	RM-1N2N3N	13877	106918	03/11/2024
Potassium dichromate solutions	RM-0204060810	14204	106902	02/11/2024
Potassium Iodide solution	-	KI-0701-001	CI-0090-22	08/04/2024

2. This result of calibration was found accurate as shown on date and place of calibration only.

3. This certificate is traceable to the international system of unit maintained at :

3.1 The UK National Physical Laboratory (NPL)

3.2 The National Institute of Standards and Technology, NIST.

Result of calibration : Wavelength Accuracy

(Without adjustment)

<u>Material</u>	<u>Certified Values of Reference Material (nm)</u>	<u>UUC* Reading (nm)</u>	<u>Error (nm)</u>	<u>Uncertainty ± (nm)</u>	<u>k Factor</u>
RM-HL	278.13	278.3	0.17	0.16	2.00
	361.25	361.3	0.05	0.16	2.00
	467.82	468.0	0.18	0.16	2.00
	536.56	536.6	0.04	0.16	2.00
	640.50	640.4	-0.10	0.16	2.00
RM-DL	740.09	740.0	-0.09	0.16	2.00
	864.94	865.0	0.06	0.16	2.00

UUC* = Unit Under Calibration

Continuation of Calibration Certificate

Cert. No. : SP23016
Job No. : VC66SP0014
Pages : 3 of 3

Result of calibration : Photometric Accuracy

(Without adjustment)

Material	Wavelength (nm)	Filter S/N	Nominal Absorbance (A)	Certified Absorbance (A)	UUC* Reading Absorbance (A)	Error (A)	Uncertainty ± (A)	k Factor
Neutral Density glass filter	440.0	29360	1.0	1.0517	1.0564	0.0047	0.0031	2.00
		29914	0.7	0.7445	0.7460	0.0015	0.0032	2.00
		29381	0.5	0.5416	0.5429	0.0013	0.0032	2.00
	546.1	29360	1.0	0.9821	0.9849	0.0028	0.0030	2.00
		29914	0.7	0.6961	0.6961	0.0000	0.0030	2.00
		29381	0.5	0.5073	0.5073	0.0000	0.0030	2.00
	590.0	29360	1.0	1.0222	1.0244	0.0022	0.0030	2.00
		29914	0.7	0.7237	0.7234	-0.0003	0.0030	2.00
		29381	0.5	0.5361	0.5360	-0.0001	0.0031	2.00
	635.0	29360	1.0	0.9753	0.9775	0.0022	0.0030	2.00
		29914	0.7	0.6910	0.6910	0.0000	0.0030	2.00
		29381	0.5	0.5211	0.5210	-0.0001	0.0032	2.00
Material	Wavelength (nm)	Solution (mg/l)	Certified Absorbance (A)	UUC* Reading Absorbance (A)	Error (A)	Uncertainty ± (A)	k Factor	
RM-0204060810	235.0	20	0.2422	0.2462	0.0040	0.0101	2.00	
		40	0.4866	0.4900	0.0034	0.0115	2.00	
		60	0.7414	0.7390	-0.0024	0.0068	2.00	
		80	0.9858	0.9871	0.0013	0.0093	2.00	
		100	1.2442	1.2480	0.0038	0.0087	2.00	

UUC* = Unit Under Calibration

Condition of this result of calibration : Spectrophotometer PERKINELMER Model Lambda 25 S/N 501S141230

Resolution of Wavelength Mode 0.1 nm
Resolution of Photometric Mode 0.0001 A
Parameter Setting
Measurement Mode Wavelength, Absorbance
Wavelength Scan 1100 nm-190 nm
Scanning Speed 7.5 nm/min
Data Pitch 0.1 nm
Band width(Wavelength) 1.0 nm
Band width(Vis) 1.0 nm
Band width(Uv) 1.0 nm

Stray Light** UUC* Reading at 220 nm	
Transmission T(%)	Absorbance(A)
0.0111	3.9564

**Specific Acceptance :

Transmission \leq 1.0 T(%), Absorbance \geq 2.0 A

**Stray light not TISI Accredited

The reported uncertainty is based on a standard uncertainty multiplied by a coverage factor k , providing a level of confidence of approximately 95%

End of Calibration Certificate



MAINTENANCE AND TEST CERTIFICATE MODEL

OPTIMA 5300DV

Customer : <u>S.P.S.Consulting Service Co.,Ltd</u>	Date Tested: <u>July 4, 2024</u>	
	Recommendation Recertification	
Address : <u>7 Soi Phaholyothin 24</u>	Period <u>6</u> Months	
<u>Paholyothin Road</u>	Recertification Due: <u>January 4, 2025</u>	
<u>Jompol Chatuchak, Bangkok 1090</u>	Date Last Certified: <u>January 4, 2024</u>	
User Name: <u>K.Phenpha Vipasthawatt</u>	Visit Number: <u>1 of 2</u>	
Phone: <u>083-9269252</u>	PerkinElmer Phone: <u>02-719-6420 ext 206</u>	
Fax: <u>02-513-4221</u>	PerkinElmer Fax: <u>02-318-5597</u>	

CONFIGURATION TESTED		ACCESSORIES/COMPONENT NOT INCLUDED
MODEL	SERIAL NUMBER	
<u>OPTIMA 5300DV</u>	<u>077C7042401</u>	
TESTED EQUIPMENT	CALIBRATION NUMBER	EXPIRATION
<u>IPV Methods</u>		
TEST STANDARD USED	PART NUMBER	EXPIRATION DATE
<u>Multielement Standard</u>	<u>N069-1579</u>	<u>December 30, 2024</u>
<u>Wavecal Solution</u>	<u>N058-2152</u>	<u>September 30, 2024</u>
<u>VIS Wavecal solution</u>	<u>N930-2946</u>	<u>January 30, 2025</u>
<u>Instrument Cal. STD4</u>	<u>N930-0221</u>	<u>November 30, 2024</u>
CUSTOMER SUPPLIED	COMMENTS	CUSTOMER INITIALS
<u>2 % HNO3</u>		
<u>10 % HNO3</u>		



MAINTENANCE AND TEST CERTIFICATE MODEL

OPTIMA 5300DV

SERIAL NUMBER 077C7042401DATE TESTED July 4, 2024**1. MECHANICAL CHECKS**

A. Inspect and clean all fans and filters.

☐ OK

B. Inspect and replace as necessary, all torch components including the RF coil.

☐ OK

C. Inspect all tubing for sign of clacking or leaking.

☐ OK

D. Adjust water and gas pressure regulator settings.

☐ OK

E. Inspect and leak check pneumatics drawers.

☐ OK

F. Clean the exterior of the instrument.

☐ OK**2. OPTICAL CHECKS**

A. Inspect and clean all optical components.

☐ OK

B. As required, check and replace all purgefilters.

☐ OK

C. Recheck optical alignment.

☐ OK**3. COOLING SYSTEM CHECKS**

A. Perform preventive maintenance on chiller.

☐ OK

B. Flush out the chiller every year.

☐ N/A**4. PERFORMANCE CHECKS**

A. Torch View Alignment.

☐ OK

B. Wavelength Calibration.

☐ OK



MAINTENANCE AND TEST CERTIFICATE MODEL

OPTIMA 5300DV

SERIAL NUMBER : <u>077C7042401</u>			DATE TESTED : <u>July 4, 2024</u>		
PARAMETER	SPECIFICATION			FINAL VALUE	
Spectral Resolution : UV	As	193.696 nm	≤ 0.007	0.00550	
	Ni	231.604 nm	≤ 0.008	0.00714	
	Ni	341.476 nm	≤ 0.012	0.00790	
Spectral Resolution : VIS	La	408.672 nm	≤ 0.020	0.01655	
	Ba	455.403 nm	≤ 0.025	0.02391	
Precision					
	As	193.656 nm	% RSD < 1.0	0.72	%
	Zn	213.856 nm	% RSD < 1.0	0.66	%
	Mn	257.610 nm	% RSD < 1.0	0.30	%
	La	379.478 nm	% RSD < 1.0	0.98	%
	Ba	455.403 nm	% RSD < 1.0	0.95	%
	Ba	493.408 nm	% RSD < 1.0	0.78	%
Detection Limits : Axial	Tl	190.080 nm	3(sd)	6.22	ppb
	As	193.696 nm	3(sd)	6.44	ppb
	Pb	220.353 nm	3(sd)	2.06	ppb
Detection Limits : Radial	As	193.696 nm	3(sd)	78.26	ppb
	Zn	213.856 nm	3(sd)	2.07	ppb
	Mn	257.610 nm	3(sd)	0.52	ppb
	La	379.478 nm	3(sd)	2.63	ppb
	Ba	455.403 nm	3(sd)	0.08	ppb
	Ba	493.408 nm	3(sd)	0.75	ppb
BEC : Axial (IB X 500)/(IS-IB)	Cd	226.502 nm	≤ 150 ppb	64.72	
BEC : Radial (IB X 1000)/(IS-IB)	Mn	257.610 nm	≤ 45 ppb	15.04	



MAINTENANCE AND TEST CERTIFICATE MODEL OPTIMA 5300DV

SERIAL NUMBER 077C7042401DATE TESTED July 4, 2024**Remarks :**Commissioning follow as commissioning performance sheets.

This is to certify that the above tests have been performed and the configuration tested

☒

meets

☐

does not meet

the PerkinElmer Specifications listed on this certificate.

This certificate does not modify PerkinElmer's standard terms and condition of sale,
including warranty terms.**Service Department PerkinElmer Ltd****Authorized Representative**

(Wiphan Promlumda)

Service Engineer

MAINTENANCE REPORT AND CALIBRATION CERTIFICATE

ATOMIC ABSORPTION SPECTROPHOTOMETER MODEL

PinAAcle 900T

Customer :	<u>S.P.S.Consulting Service Co.,Ltd</u>	Date Tested:	<u>July 4, 2024</u>
		Recommendation	<u>Recertification</u>
Address :	<u>7 Soi Phaholyothin 24</u>	Period	<u>6</u> Months
	<u>Paholyothin Road</u>	Recertification Due:	<u>January 4, 2025</u>
	<u>Jompol Chatuchak, Bangkok 10900</u>	Date Last Certified:	<u>January 4, 2024</u>
User Name:	<u>K.Phenpha Viphasstawat</u>	Visit Number:	<u>2 OF 2</u>
Phone:	<u>083-9269252</u>	PerkinElmer Phone:	<u>02-719-6420 ext 204</u>
Email:	<u></u>	PerkinElmer Fax:	<u>02-318-5597</u>

CONFIGURATION TESTED		
MODEL	SERIAL NUMBER	SOFTWARE
<u>PinAAcle 900T</u>	<u>PTCS14111103</u>	<u>Wiblab V5.1</u>
<u>AS 900</u>	<u></u>	<u></u>
<u></u>	<u></u>	<u></u>
<u></u>	<u></u>	<u></u>
<u></u>	<u></u>	<u></u>
<u></u>	<u></u>	<u></u>
TEST STANDARD USED	PART NUMBER	EXPIRATION DATE
<u>Copper</u>	<u>N9300183</u>	<u>APR 30 2025</u>
<u>GFAAS Mixed standard</u>	<u>N9300244</u>	<u>FEB 28 2025</u>
<u>MG0-042</u>	<u>N101-3000</u>	<u></u>
<u>MG2-045</u>	<u>N101-3002</u>	<u></u>
<u></u>	<u></u>	<u></u>

MAINTENANCE REPORT AND CALIBRATION CERTIFICATE

ATOMIC ABSORPTION SPECTROPHOTOMETER MODEL

PinAAcle 900T

SERIAL NUMBER	PTCS14111103	DATE TESTED	July 4, 2024
1. INSTRUMENT CHECKS			
A. The Mirror and Lenses Condition			<input type="checkbox"/> OK
B. Grating Condition			<input type="checkbox"/> OK
C. Replace or Clean Dust Filter			<input type="checkbox"/> OK
D. Cleaning the Contact Cylinders			<input type="checkbox"/> OK
E. Cleaning the Furnace Windows			<input type="checkbox"/> OK
F. Cleaning the Burner Head			<input type="checkbox"/> OK
G. Cleaning the Nebulizer			<input type="checkbox"/> OK
H. Cleaning the Drain System			<input type="checkbox"/> OK
2. AUTOSAMPLE CHECK			
A. Sampling and Arm			<input type="checkbox"/> OK
B. Sampling & Rinse Pump			<input type="checkbox"/> OK
C. Sample Position & Clean			<input type="checkbox"/> OK
3. COOLING SYSTEM CHECKS			
A. Clean and Change Distill water			<input type="checkbox"/> OK
B. Themensor			<input type="checkbox"/> OK
4. FIAS CHECKS			
A. Pump and 5 Port Valve			<input type="checkbox"/> N/A
B. Chemifold and Tubing			<input type="checkbox"/> N/A
C. Power Supply			<input type="checkbox"/> N/A
D. Flow meter and Gas system			<input type="checkbox"/> N/A

MAINTENANCE REPORT AND CALIBRATION CERTIFICATE

ATOMIC ABSORPTION SPECTROPHOTOMETER MODEL

PinAAcle 900T

SERIAL NUMBER	PTCS14111103	DATE TESTED	July 4, 2024
PARAMETER	SPECIFICATION	ACTUAL VAULE	
A. Flame Mode Tests			
1. Detector-Linearity with Barium (553.55 nm)			
Neutral Density Filter 0.2 :	0.2042 Abs. \pm 5%	0.1815	Abs.
Neutral Density Filter 1.0 :	0.9798 Abs. \pm 5%	1.0220	Abs.
2. Baseline Noise at 1 Abs with Barium (553.55 nm)			
(at an integration time of 0.5 seconds			
and 99 replicates)			
	SD \leq 0.010 Abs.	0.0016	Abs.
3. AA Baseline with Copper (Cu 324.75 nm)			
(at an integration time of 0.5 seconds			
and 99 replicates)			
	SD \leq 0.001 Abs.	0.0001	Abs.
4. D ₂ Background Compensation (Copper 324.75 nm)			
with Neutral Density Filter 1.0	Absorbance \leq 0.010 Abs	0.0079	Abs.
5. AA-BG Baseline Noise with Copper (324.75 nm)			
(at an integration time of 2.0 seconds			
and 99 replicates)			
	SD \leq 0.005 Abs.	0.0007	Abs.
6. AA-BG Baseline Noise with Arsenic (193.70 nm)			
(at an integration time of 2.0 seconds			
and 99 replicates)			
	SD \leq 0.005 Abs.	0.0024	Abs.

MAINTENANCE REPORT AND CALIBRATION CERTIFICATE

ATOMIC ABSORPTION SPECTROPHOTOMETER MODEL

PinAAcle 900T

SERIAL NUMBER	PTCS14111103	DATE TESTED	July 4, 2024
PARAMETER	SPECIFICATION	ACTUAL VAULE	
7. Flame Interlock Shutdown	Shutdown correct?	<input checked="" type="checkbox"/> OK	
8. Flame Sensitivity with Copper (324.75 nm)			
(5 mg/L Cu Standard a read time of 10 seconds			
10 replicates, standard burner and Stainless stell nebulizer)	Sensitivity \geq 0.250 Abs.	0.3118 Abs.	
(2 mg/L Cu Standard a read time of 10 seconds			
10 replicates, standard burner and High sensitivity nebulizer)	Sensitivity \geq 0.250 Abs.	N/A Abs.	

MAINTENANCE REPORT AND CALIBRATION CERTIFICATE

ATOMIC ABSORPTION SPECTROPHOTOMETER MODEL

PinAAcle 900T

SERIAL NUMBER	PTCS14111103	DATE TESTED	July 4, 2024
PARAMETER	SPECIFICATION	ACTUAL VAULE	
B. THGA Tests			
1. Furnace Gas Flows			
Internal Flow	250 ± 25 mL/min	250	mL/min
External Flow	100 ± 10 mL/min	100	mL/min
2. Chromium Baseline Noise (357.87 nm)			
(mesure 5 furnace dry firings without any sample)			
	Baseline ≤ 0.005 Int.Abs	0.0021	
	SD ≤ 0.005 Int.Abs	0.0004	Int.Abs.
3. Chromium Characteristic Mass(m ₀) and Precition (357.87 nm)			
(measure 5 furnace firing using 20 ul			
sample injections of 10 ug/L Cr standard)			
	m0 Results ≤ 7.0 pg/0.0044A-s	7	pg/0.0044A-s
	Precision ≤ 2.0%	1.32	%
4. Copper Characteristic Mass(m ₀) and Zeeman Ratio (324.75 nm)			
(measure 5 furnace firing using 20 ul			
sample injections of 25 ug/L Cu standard)			
	m0 Results ≤ 16.5 pg/0.0044A-s	14.4	pg/0.0044A-s
	Zeeman Ratio 0.52 ± 0.04	0.559	

คุณภาพดิน



MAINTENANCE AND TEST CERTIFICATE MODEL

OPTIMA 5300DV

Customer : <u>S.P.S.Consulting Service Co.,Ltd</u>	Date Tested: <u>July 4, 2024</u>	
	Recommendation Recertification	
Address : <u>7 Soi Phaholyothin 24</u>	Period <u>6</u> Months	
<u>Paholyothin Road</u>	Recertification Due: <u>January 4, 2025</u>	
<u>Jompol Chatuchak, Bangkok 1090</u>	Date Last Certified: <u>January 4, 2024</u>	
User Name: <u>K.Phenpha Vipasthawatt</u>	Visit Number: <u>1 of 2</u>	
Phone: <u>083-9269252</u>	PerkinElmer Phone: <u>02-719-6420 ext 206</u>	
Fax: <u>02-513-4221</u>	PerkinElmer Fax: <u>02-318-5597</u>	

CONFIGURATION TESTED		ACCESSORIES/COMPONENT NOT INCLUDED
MODEL	SERIAL NUMBER	
<u>OPTIMA 5300DV</u>	<u>077C7042401</u>	
TESTED EQUIPMENT	CALIBRATION NUMBER	EXPIRATION
<u>IPV Methods</u>		
TEST STANDARD USED	PART NUMBER	EXPIRATION DATE
<u>Multielement Standard</u>	<u>N069-1579</u>	<u>December 30, 2024</u>
<u>Wavecal Solution</u>	<u>N058-2152</u>	<u>September 30, 2024</u>
<u>VIS Wavecal solution</u>	<u>N930-2946</u>	<u>January 30, 2025</u>
<u>Instrument Cal. STD4</u>	<u>N930-0221</u>	<u>November 30, 2024</u>
CUSTOMER SUPPLIED	COMMENTS	CUSTOMER INITIALS
<u>2 % HNO3</u>		
<u>10 % HNO3</u>		



MAINTENANCE AND TEST CERTIFICATE MODEL

OPTIMA 5300DV

SERIAL NUMBER 077C7042401DATE TESTED July 4, 2024**1. MECHANICAL CHECKS**

A. Inspect and clean all fans and filters.

☐ OK

B. Inspect and replace as necessary, all torch components including the RF coil.

☐ OK

C. Inspect all tubing for sign of clacking or leaking.

☐ OK

D. Adjust water and gas pressure regulator settings.

☐ OK

E. Inspect and leak check pneumatics drawers.

☐ OK

F. Clean the exterior of the instrument.

☐ OK**2. OPTICAL CHECKS**

A. Inspect and clean all optical components.

☐ OK

B. As required, check and replace all purgefilters.

☐ OK

C. Recheck optical alignment.

☐ OK**3. COOLING SYSTEM CHECKS**

A. Perform preventive maintenance on chiller.

☐ OK

B. Flush out the chiller every year.

☐ N/A**4. PERFORMANCE CHECKS**

A. Torch View Alignment.

☐ OK

B. Wavelength Calibration.

☐ OK



MAINTENANCE AND TEST CERTIFICATE MODEL

OPTIMA 5300DV

SERIAL NUMBER : <u>077C7042401</u>			DATE TESTED : <u>July 4, 2024</u>		
PARAMETER	SPECIFICATION			FINAL VALUE	
Spectral Resolution : UV	As	193.696 nm	≤ 0.007	0.00550	
	Ni	231.604 nm	≤ 0.008	0.00714	
	Ni	341.476 nm	≤ 0.012	0.00790	
Spectral Resolution : VIS	La	408.672 nm	≤ 0.020	0.01655	
	Ba	455.403 nm	≤ 0.025	0.02391	
Precision					
	As	193.656 nm	% RSD < 1.0	0.72	%
	Zn	213.856 nm	% RSD < 1.0	0.66	%
	Mn	257.610 nm	% RSD < 1.0	0.30	%
	La	379.478 nm	% RSD < 1.0	0.98	%
	Ba	455.403 nm	% RSD < 1.0	0.95	%
	Ba	493.408 nm	% RSD < 1.0	0.78	%
Detection Limits : Axial	Tl	190.080 nm	3(sd)	6.22	ppb
	As	193.696 nm	3(sd)	6.44	ppb
	Pb	220.353 nm	3(sd)	2.06	ppb
Detection Limits : Radial	As	193.696 nm	3(sd)	78.26	ppb
	Zn	213.856 nm	3(sd)	2.07	ppb
	Mn	257.610 nm	3(sd)	0.52	ppb
	La	379.478 nm	3(sd)	2.63	ppb
	Ba	455.403 nm	3(sd)	0.08	ppb
	Ba	493.408 nm	3(sd)	0.75	ppb
BEC : Axial (IB X 500)/(IS-IB)	Cd	226.502 nm	≤ 150 ppb	64.72	
BEC : Radial (IB X 1000)/(IS-IB)	Mn	257.610 nm	≤ 45 ppb	15.04	



MAINTENANCE AND TEST CERTIFICATE MODEL OPTIMA 5300DV

SERIAL NUMBER 077C7042401DATE TESTED July 4, 2024**Remarks :**

Commissioning follow as commissioning performance sheets.

This is to certify that the above tests have been performed and the configuration tested



meets



does not meet

the PerkinElmer Specifications listed on this certificate.

This certificate does not modify PerkinElmer's standard terms and condition of sale,
including warranty terms.

Service Department PerkinElmer Ltd.**Authorized Representative:** _____

(_____)

SITHIPHORN ASSOCIATES CO.,LTD. CALIBRATION LABORATORY



451-451/1 Sirinthorn Rd.,Bangbumru, Bangplud Bangkok 10700 THAILAND.
Tel.0-2435-8800 Fax.0-2433-1679 e-mail:cal-center@sithiphorn.com <http://www.sithiphorn.com>

NSC-TISI-TIS 17025
CALIBRATION 0394

Cert. No. : SP23016

Pages : 1 of 3

Calibration Certificate

Equipment : UV-VIS SPECTROPHOTOMETER
Manufacturer : PERKINELMER
Model : LAMBDA 25
Serial No.: 501S14123010
ID No.: SP03/58
Calibration Mode : WAVELENGTH ACCURACY
PHOTOMETRIC ACCURACY
Condition As Found : GOOD
Customer : S.P.S. CONSULTING SERVICE CO., LTD.
7 SOI PHAHOLYOTHIN 24, PHAHOLYOTHIN ROAD,
CHOMPHON, CHATUCHAK,
BANGKOK 10900, THAILAND.
Location : ORGANIC LABORATORY IV
Ambient Temperature : (25.0 ± 5) °C
Relative Humidity : (48.4 ± 25) %
Received Date : 30 AUGUST 2023
Calibration Date : 30 AUGUST 2023
Date of Issue : 31 AUGUST 2023

Calibrated by :

Nathakorn Pisutpaisan

Approved by :



This certificate is issued in accordance with the requirements of ISO/IEC 17025 standard, may not be reproduced other than in full, except with the prior written approval of the head of Calibration Laboratory.

Continuation of Calibration Certificate

Cert. No. : SP23016

Job No. : VC66SP0014

Pages : 2 of 3

Calibration Method :

This instrument was calibrated by using on-site calibration procedure In-house method : CP-SP-01

The calibration procedure to direct measurement wavelength accuracy by using wavelength standard solution, Photometric accuracy by using absorbance standard filter and absorbance standard solution

The calibration procedure used was based on ASTM E275-01,ASTM E925-02

Condition of this result of calibration :

1. Certified reference materials

<u>Material</u>	<u>Ref. type</u>	<u>Cell serial No.</u>	<u>Cert. No.</u>	<u>Due Date</u>
Holmium liquid	RM-HL	29706	106864	01/11/2024
Didymium liquid	RM-DL	28912	106905	02/11/2024
Neutral density filter	RM-1N2N3N	13877	106918	03/11/2024
Potassium dichromate solutions	RM-0204060810	14204	106902	02/11/2024
Potassium Iodide solution	-	KI-0701-001	CI-0090-22	08/04/2024

2. This result of calibration was found accurate as shown on date and place of calibration only.

3. This certificate is traceable to the international system of unit maintained at :

3.1 The UK National Physical Laboratory (NPL)

3.2 The National Institute of Standards and Technology,NIST.

Result of calibration : Wavelength Accuracy

(Without adjustment)

<u>Material</u>	<u>Certified Values of Reference Material (nm)</u>	<u>UUC* Reading (nm)</u>	<u>Error (nm)</u>	<u>Uncertainty ± (nm)</u>	<u>k Factor</u>
RM-HL	278.13	278.3	0.17	0.16	2.00
	361.25	361.3	0.05	0.16	2.00
	467.82	468.0	0.18	0.16	2.00
	536.56	536.6	0.04	0.16	2.00
	640.50	640.4	-0.10	0.16	2.00
RM-DL	740.09	740.0	-0.09	0.16	2.00
	864.94	865.0	0.06	0.16	2.00

UUC* = Unit Under Calibration

Continuation of Calibration Certificate

Cert. No. : SP23016
Job No. : VC66SP0014
Pages : 3 of 3

Result of calibration : Photometric Accuracy

(Without adjustment)

Material	Wavelength (nm)	Filter S/N	Nominal Absorbance (A)	Certified Absorbance (A)	UUC* Reading Absorbance (A)	Error (A)	Uncertainty ± (A)	k Factor
Neutral Density glass filter	440.0	29360	1.0	1.0517	1.0564	0.0047	0.0031	2.00
		29914	0.7	0.7445	0.7460	0.0015	0.0032	2.00
		29381	0.5	0.5416	0.5429	0.0013	0.0032	2.00
	546.1	29360	1.0	0.9821	0.9849	0.0028	0.0030	2.00
		29914	0.7	0.6961	0.6961	0.0000	0.0030	2.00
		29381	0.5	0.5073	0.5073	0.0000	0.0030	2.00
	590.0	29360	1.0	1.0222	1.0244	0.0022	0.0030	2.00
		29914	0.7	0.7237	0.7234	-0.0003	0.0030	2.00
		29381	0.5	0.5361	0.5360	-0.0001	0.0031	2.00
	635.0	29360	1.0	0.9753	0.9775	0.0022	0.0030	2.00
		29914	0.7	0.6910	0.6910	0.0000	0.0030	2.00
		29381	0.5	0.5211	0.5210	-0.0001	0.0032	2.00
Material	Wavelength (nm)	Solution (mg/l)	Certified Absorbance (A)	UUC* Reading Absorbance (A)	Error (A)	Uncertainty ± (A)	k Factor	
RM-0204060810	235.0	20	0.2422	0.2462	0.0040	0.0101	2.00	
		40	0.4866	0.4900	0.0034	0.0115	2.00	
		60	0.7414	0.7390	-0.0024	0.0068	2.00	
		80	0.9858	0.9871	0.0013	0.0093	2.00	
		100	1.2442	1.2480	0.0038	0.0087	2.00	

UUC* = Unit Under Calibration

Condition of this result of calibration : Spectrophotometer PERKINELMER Model Lambda 25 S/N 501S141230

Resolution of Wavelength Mode 0.1 nm
Resolution of Photometric Mode 0.0001 A
Parameter Setting
Measurement Mode Wavelength, Absorbance
Wavelength Scan 1100 nm-190 nm
Scanning Speed 7.5 nm/min
Data Pitch 0.1 nm
Band width(Wavelength) 1.0 nm
Band width(Vis) 1.0 nm
Band width(Uv) 1.0 nm

Stray Light** UUC* Reading at 220 nm	
Transmission T(%)	Absorbance(A)
0.0111	3.9564

**Specific Acceptance :

Transmission \leq 1.0 T(%), Absorbance \geq 2.0 A

**Stray light not TISI Accredited

The reported uncertainty is based on a standard uncertainty multiplied by a coverage factor k , providing a level of confidence of approximately 95%

End of Calibration Certificate

MAINTENANCE REPORT AND CALIBRATION CERTIFICATE

ATOMIC ABSORPTION SPECTROPHOTOMETER MODEL

PinAAcle 900T

Customer :	<u>S.P.S.Consulting Service Co.,Ltd</u>	Date Tested:	<u>July 4, 2024</u>
		Recommendation	<u>Recertification</u>
Address :	<u>7 Soi Phaholyothin 24</u>	Period	<u>6</u> Months
	<u>Paholyothin Road</u>	Recertification Due:	<u>January 4, 2025</u>
	<u>Jompol Chatuchak, Bangkok 10900</u>	Date Last Certified:	<u>January 4, 2024</u>
User Name:	<u>K.Phenpha Viphasstawat</u>	Visit Number:	<u>2 OF 2</u>
Phone:	<u>083-9269252</u>	PerkinElmer Phone:	<u>02-719-6420 ext 204</u>
Email:	<u></u>	PerkinElmer Fax:	<u>02-318-5597</u>

CONFIGURATION TESTED		
MODEL	SERIAL NUMBER	SOFTWARE
<u>PinAAcle 900T</u>	<u>PTCS14111103</u>	<u>Wiblab V5.1</u>
<u>AS 900</u>	<u></u>	<u></u>
<u></u>	<u></u>	<u></u>
<u></u>	<u></u>	<u></u>
<u></u>	<u></u>	<u></u>
TEST STANDARD USED	PART NUMBER	EXPIRATION DATE
<u>Copper</u>	<u>N9300183</u>	<u>APR 30 2025</u>
<u>GFAAS Mixed standard</u>	<u>N9300244</u>	<u>FEB 28 2025</u>
<u>MG0-042</u>	<u>N101-3000</u>	<u></u>
<u>MG2-045</u>	<u>N101-3002</u>	<u></u>

MAINTENANCE REPORT AND CALIBRATION CERTIFICATE

ATOMIC ABSORPTION SPECTROPHOTOMETER MODEL

PinAAcle 900T

SERIAL NUMBER	PTCS14111103	DATE TESTED	July 4, 2024
1. INSTRUMENT CHECKS			
A. The Mirror and Lenses Condition			<input type="checkbox"/> OK
B. Grating Condition			<input type="checkbox"/> OK
C. Replace or Clean Dust Filter			<input type="checkbox"/> OK
D. Cleaning the Contact Cylinders			<input type="checkbox"/> OK
E. Cleaning the Furnace Windows			<input type="checkbox"/> OK
F. Cleaning the Burner Head			<input type="checkbox"/> OK
G. Cleaning the Nebulizer			<input type="checkbox"/> OK
H. Cleaning the Drain System			<input type="checkbox"/> OK
2. AUTOSAMPLE CHECK			
A. Sampling and Arm			<input type="checkbox"/> OK
B. Sampling & Rinse Pump			<input type="checkbox"/> OK
C. Sample Position & Clean			<input type="checkbox"/> OK
3. COOLING SYSTEM CHECKS			
A. Clean and Change Distill water			<input type="checkbox"/> OK
B. Themensor			<input type="checkbox"/> OK
4. FIAS CHECKS			
A. Pump and 5 Port Valve			<input type="checkbox"/> N/A
B. Chemifold and Tubing			<input type="checkbox"/> N/A
C. Power Supply			<input type="checkbox"/> N/A
D. Flow meter and Gas system			<input type="checkbox"/> N/A

MAINTENANCE REPORT AND CALIBRATION CERTIFICATE

ATOMIC ABSORPTION SPECTROPHOTOMETER MODEL

PinAAcle 900T

SERIAL NUMBER	PTCS14111103	DATE TESTED	July 4, 2024
PARAMETER	SPECIFICATION	ACTUAL VAULE	
A. Flame Mode Tests			
1. Detector-Linearity with Barium (553.55 nm)			
Neutral Density Filter 0.2 :	0.2042 Abs. \pm 5%	0.1815	Abs.
Neutral Density Filter 1.0 :	0.9798 Abs. \pm 5%	1.0220	Abs.
2. Baseline Noise at 1 Abs with Barium (553.55 nm)			
(at an integration time of 0.5 seconds			
and 99 replicates)			
	SD \leq 0.010 Abs.	0.0016	Abs.
3. AA Baseline with Copper (Cu 324.75 nm)			
(at an integration time of 0.5 seconds			
and 99 replicates)			
	SD \leq 0.001 Abs.	0.0001	Abs.
4. D ₂ Background Compensation (Copper 324.75 nm)			
with Neutral Density Filter 1.0	Absorbance \leq 0.010 Abs	0.0079	Abs.
5. AA-BG Baseline Noise with Copper (324.75 nm)			
(at an integration time of 2.0 seconds			
and 99 replicates)			
	SD \leq 0.005 Abs.	0.0007	Abs.
6. AA-BG Baseline Noise with Arsenic (193.70 nm)			
(at an integration time of 2.0 seconds			
and 99 replicates)			
	SD \leq 0.005 Abs.	0.0024	Abs.

MAINTENANCE REPORT AND CALIBRATION CERTIFICATE

ATOMIC ABSORPTION SPECTROPHOTOMETER MODEL

PinAAcle 900T

SERIAL NUMBER	PTCS14111103		DATE TESTED	July 4, 2024	
PARAMETER	SPECIFICATION	ACTUAL VAULE			
7. Flame Interlock Shutdown	Shutdown correct?	<input checked="" type="checkbox"/> OK			
8. Flame Sensitivity with Copper (324.75 nm)					
(5 mg/L Cu Standard a read time of 10 seconds					
10 replicates, standard burner and Stainless stell nebulizer)	Sensitivity \geq 0.250 Abs.	<u>0.3118</u> Abs.			
(2 mg/L Cu Standard a read time of 10 seconds					
10 replicates, standard burner and High sensitivity nebulizer)	Sensitivity \geq 0.250 Abs.	<u>N/A</u> Abs.			

MAINTENANCE REPORT AND CALIBRATION CERTIFICATE

ATOMIC ABSORPTION SPECTROPHOTOMETER MODEL

PinAAcle 900T

SERIAL NUMBER	PTCS14111103	DATE TESTED	July 4, 2024
PARAMETER	SPECIFICATION	ACTUAL VAULE	
B. THGA Tests			
1. Furnace Gas Flows			
Internal Flow	250 ± 25 mL/min	250	mL/min
External Flow	100 ± 10 mL/min	100	mL/min
2. Chromium Baseline Noise (357.87 nm)			
(mesure 5 furnace dry firings without any sample)			
	Baseline ≤ 0.005 Int.Abs	0.0021	
	SD ≤ 0.005 Int.Abs	0.0004	Int.Abs.
3. Chromium Characteristic Mass(m ₀) and Precition (357.87 nm)			
(measure 5 furnace firing using 20 ul			
sample injections of 10 ug/L Cr standard)			
	m0 Results ≤ 7.0 pg/0.0044A-s	7	pg/0.0044A-s
	Precision ≤ 2.0%	1.32	%
4. Copper Characteristic Mass(m ₀) and Zeeman Ratio (324.75 nm)			
(measure 5 furnace firing using 20 ul			
sample injections of 25 ug/L Cu standard)			
	m0 Results ≤ 16.5 pg/0.0044A-s	14.4	pg/0.0044A-s
	Zeeman Ratio 0.52 ± 0.04	0.559	

MAINTENANCE REPORT AND CALIBRATION CERTIFICATE
ATOMIC ABSORPTION SPECTROPHOTOMETER MODEL
PinAAcle 900T

SERIAL NUMBER PTCS14111103 **DATE TESTED** July 4, 2024

Remarks :

- Neutral Density Filter refer to data sheet

- Zeeman Ratio = Atomic Signal(peak area)

Atomic Signal(peak area)+Background Signal(peak area)

= 0.1491/0.1491+0.1176

0.559

This is to certify that the above tests have been performed and the configuration tested



meets



does not meet

the PerkinElmer Specifications listed on this certificate.

This certificate does not modify PerkinElmer's standard terms and condition of sale,
including warranty terms.

Service Department, PerkinElmer Ltd.

Customer Service Engineer

Service Engineer

ระดับเสียงทั่วไป



THAILAND INSTITUTE OF SCIENTIFIC AND TECHNOLOGICAL RESEARCH (TISTR)

Request No. 21-67/0304

MTC No. EEL. BP. 109/0267

CALIBRATION CERTIFICATE

Submitted by : S.P.S.Consulting Service Co.,Ltd.

Address : 7 Soi Phaholyothin 24, Phaholyothin Road, Jompol, Chatuchak, Bangkok 10900.

Calibrated at : Electrical and Electronic Standards Laboratory, Industrial Metrology and Testing Service Centre.
Soi 1C, Bangpoo Industrial Estate, Sukhumvit Rd., Muang, Samutprakan 10280.

Instrument Calibrated :

Description : Sound Calibrator

Manufacturer : ACO

Model : 2127

Serial No. : 130006

Ambient Environment

Temperature : (23 + 3) °C

Relative Humidity : (50 ± 15) %

Ambient Pressure : (101.325 ± 1.500) kPa

Standards used :

1. Digital Function Synthesizer NF Electronic DF-193A S/N 122037.
2. Measuring Amplifier Bruel&Kjaer 2636 S/N 1537484.
3. Programmable Attenuator Tamagawa TPA-303A S/N OF 2214.
4. Digital Multimeter Agilent 34401A S/N MY44005560.
5. Pressure Transmitter Vaisala PTB202AD S/N T0650001.
6. Audio Analyzer Keithley 2015-P S/N4106495.
7. Condenser Microphone B&K 4180 S/N 2889871.

Calibration Procedure: CP-102-04 based on IEC 60942-2003; The sound pressure level generated by sound calibrator under test shall be measured by standard microphone using an insert voltage technique.

This instrument has been calibrated against standards maintained at Electrical and Electronic Standards Laboratory (EEL), which are traceable to the International System of Units through the National Institute of Metrology (Thailand).

The information on actual reading is attached herewith and the uncertainty limits quoted refer to the measured values only.

Date of Receipt : 22 Feb. 2024

Date of Calibration : 4 Mar. 2024

The results relate only to the items tested/calibrated or value assigned.

Advertising the Report/Certificate and publicity of the results except in full are prohibited unless written permission is obtained from the governor of TISTR.

FM.BL.MTC.002 Rev.4

Head Office

35 Mu 3 Tambon Khlong Ha, Amphoe Khlong Luang,
Changwat Pathumthani 12120, Thailand
Tel. (66) 0 2577 9000
Fax. (66) 0 2577 9009
E-mail : rumpai@tistr.or.th Website:www.tistr.or.th

Office/Laboratory

Soi 1C, Bangpoo Industrial Estate, Sukhumvit Road,
Amphoe Muang, Changwat Samutprakan 10280, Thailand
Tel. (66) 0 2323 1672-80 ext. 115, 116
Fax. (66) 0 2323 9165
E-mail : mtc@tistr.or.th

Office

196 Phahonyothin Road, Chatuchak, Bangkok 10900,
Thailand
Tel. (66) 0 2579 1121-30 ext. 5219, 5225, 5217
Fax. (66) 0 2579 8592
E-mail : sumalee@tistr.or.th

THAILAND INSTITUTE OF SCIENTIFIC AND TECHNOLOGICAL RESEARCH (TISTR)

Request No. 21-67/0304

MTC No. EEL. BP. 109/0267

The reported expanded uncertainty is based upon a standard uncertainty multiplied by a coverage factor $k = 2$, providing a level of confidence of approximately 95%.

Nominal Output of Unit Under Test = 94 dB re 20 μ Pa at 1000 Hz

Acoustic Output in dB re 20 μ Pa, Corrected to Reference Conditions: 101.325 kPa, 23.0 °C and 50 %RH.

1. Sound Pressure Level

Standard Microphone Type	Measured Sound Pressure Level (dB)	Deviated value (dB)	Uncertainty (dB)	Tolerance limit IEC60942:2003 Class 2
1/2 inch Bruel&Kjaer 4180	93.85	-0.15	± 0.10	± 0.75 dB

2. Frequency

Standard Microphone Type	Measured Frequency (Hz)	Deviated value (Hz)	Uncertainty (Hz)	Tolerance limit IEC60942:2003 Class 2
1/2 inch Bruel&Kjaer 4180	999.9	-0.1	± 1.5	$\pm 2.0\%$

3. Total Distortion

Standard Microphone Type	Measured Total Distortion (%)	Uncertainty (%)	Tolerance limit IEC60942:2003 Class 2
1/2 inch Bruel&Kjaer 4180	1.65	± 0.50	$\pm 4.0\%$

Note : 1. No adjustment.

2. The calibrator pressure correction was not included.


3. The microphone volume correction was not included.

Calibrated by



(Mr. Weerachai Deechaiyae)

Approved by :



Date of Calibration : 4 Mar. 2024

Date of Issue : 5 Mar. 2024

End of Certificate

2 / 2

The results relate only to the items tested/calibrated or value assigned.

Advertising the Report/Certificate and publicity of the results except in full are prohibited unless written permission is obtained from the governor of TISTR.

FM.BL.MTC.002 Rev.4

Head Office

35 Mu 3 Tambon Khlong Ha, Amphoe Khlong Luang,
Changwat Pathumthani 12120, Thailand

Tel. (66) 0 2577 9000

Fax. (66) 0 2577 9009

E-mail : rumpai@tistr.or.th Website:www.tistr.or.th

Office/Laboratory

Soi 1C, Bangpoo Industrial Estate, Sukhumvit Road,
Amphoe Muang, Changwat Samutprakan 10280, Thailand

Tel. (66) 0 2323 1672-80 ext. 115, 116

Fax. (66) 0 2323 9165

E-mail : mtc@tistr.or.th

Office

196 Phahonyothin Road, Chatuchak, Bangkok 10900,
Thailand

Tel. (66) 0 2579 1121-30 ext. 5219, 5225, 5217

Fax. (66) 0 2579 8592

E-mail : sumalee@tistr.or.th



บริษัท เอส.พี.เอส. คอนซัลติ้ง เซอร์วิส จำกัด
S.P.S. CONSULTING SERVICE CO., LTD.
7 ซอยพหลโยธิน 24 ถนนพหลโยธิน แขวงจอมพล เขตจตุจักร กรุงเทพฯ 10900
7 Soi Phaholyothin 24, Phaholyothin Rd., Jompol, Chatuchak, Bangkok 10900
Tel : (662) 939-4370-72, Fax : (662) 513-4221, E-mail : sale@spscon.com, www.spscon.com

Noise R_288/24

Sound Level Meter Calibration Report

Acoustic Calibrator Data

Brand	ACO	Number	AC 03/56
Model	2127	Serial No.	130006
Calibration Range	94 dB, 1000 Hz	Last Calibration	04 March 2024
		Due Date	04 March 2025

Calibration Data

Sound Level Meter Data				Calibration Data		
SLM No.	Brand	Model	Serial No.	Date	Actual Reading [dB]	
					Before Adjustment	After Adjustment
ACO-R20	ACO	6236	00182003	12 May 2024	93.9	93.9
ACO-R30	ACO	6236	00192042	12 May 2024	93.9	93.9
ACO-R46	ACO	6236	00192058	12 May 2024	93.9	93.9
Acoustic Certified Value : Thailand Institute of Scientific and Technological Research (TISTR)					93.85 ± 0.10 dB	

Calibrated by :



ระดับความร้อนในสถานประกอบการ



TECHNOLOGY PROMOTION ASSOCIATION (THAILAND-JAPAN)
CORPORATE SERVICES 3: EQUIPMENT CALIBRATION AND TESTING SERVICES
534/4 PATTANAKARN ROAD SOI 18, SUANLUANG, SUANLUANG, BANGKOK 10250
TEL. 0-2717-3000-24 FAX. 0-2719-9484



Certificate of Calibration

Certificate No. : 24H850

Page : 1 of 2

Equipment : Heat Stress Monitor

Manufacturer: DELTA OHM

Model : HD 32.2

Serial No.: 22004315

ID No.: HD 17

Condition As-Received: Used Item

Received Date: 30 April 2024

Calibration Date: 03 May 2024
to 06 May 2024

Reference: 2404-0751DSC

Ambient Temperature: (25 \pm 3) °C

Relative Humidity: (50 \pm 20) %

This certificate may not be reproduced other than in full,
except with the prior written approval of the head of
Corporate Services 3: Equipment Calibration and Testing Services.

Submitted by: Thai Environmental Technic Limited

1/6 Soi Ramkhamhaeng 145, Khwaeng/Khet Saphan Sung,
Bangkok 10240

Procedure used: Calibration were conducted using in-house calibration procedure CP-H03 according to comparison with
standard temperature probe for temperature measurement function into humidity / temperature chamber.

Condition of this result of calibration

1.Reference standards instruments :

<u>Instrument</u>	<u>Model</u>	<u>Serial No.</u>	<u>Certificate No.</u>	<u>Due Date</u>
1) Handheld Thermometer With Sensor	1521	A5A339	2311238	16 Oct 2024

2.The certificate is valid only to the item calibrated on date and place of calibration.

3.This Certification is traceable to the International System of Unit maintained through:-

-Technology Promotion Association (Thailand-Japan), NSC-ONSC Accredited No. Calibration 0008

Calibrated by : Somchai Dumwor
Issue Date : 08 May 2024

Approved Signature

[✓] Viporn Tantiyawutti

[] Unnopphol Harachai



Cert. No.: 24H850

Page.: 2 of 2

Result of Calibration:-

Without Adjustment

Function:

Temperature Measurement.

This instrument was connected with temperature probe.

Measurement Function	Model of Sensor	Serial of Sensor	Standard Temperature (°C)	UUC* Reading (°C)	Error (°C)	Uncertainty of Measurement (±°C)
Tn	HP3201.2	22010212	20.012	20.2	0.188	0.42
			25.000	25.1	0.100	0.42
			30.002	30.1	0.098	0.42
			34.953	35.1	0.147	0.42
			40.038	40.1	0.062	0.42
Tg	TP3276.2	22014933	20.012	20.1	0.088	0.42
			25.000	25.1	0.100	0.42
			30.002	30.0	-0.002	0.42
			34.953	35.0	0.047	0.42
			40.038	40.0	-0.038	0.42
T	TP3207.2	22015207	20.012	20.1	0.088	0.42
			25.000	25.1	0.100	0.42
			30.002	30.0	-0.002	0.42
			34.953	35.0	0.047	0.42
			40.038	39.9	-0.138	0.42

UUC* : Unit Under Calibration

The reported uncertainty of measurement was base on standard uncertainty multiplied by coverage factor $k = 2.00$, providing confidence level approximately 95%.

-o0o-

ระดับความเข้มของแสงสว่างในสถานประกอบการ

Request No. : 22-66 / 0597

MTC No. : PSL-P 0153 / 66

CERTIFICATE OF CALIBRATION

Nomenclature : Digital Lux Meter

Serial No. : AA.23026

Maker : DIGICON

Model : LX-50

Customer : **THAI ENVIRONMENTAL TECHNIC LIMITED**

Address : 1/6 Soi Ramkhamhaeng 145, Khwaeng/Khet Saphan Sung, Bangkok 10240

Date of receipt : 7 June 2023

Date of calibration : 19 June 2023

Place of calibration : Photometry and Temperature Standards Laboratory, MTC. (Bangpoo)

Basis of calibration : calibration at 0 ~ 5000 lux.

Condition of calibration : - Ambient temperature : $(25 \pm 2) ^\circ\text{C}$

- Relative humidity : $(60 \pm 20) \%$

Reference Standard : Working Standard Luminous Intensity Lamp, Serial No.: FEL003 and 3501,
can be traceable to international system of units (SI), through calibration certificate
MTC No. PSL-P 131/66 and PSL-P 132/66, date of calibration 12 May 2023.

Traceability : This certificate is traceable to SI units through the National Institute of Metrology (Thailand).
calibration certificate No. TP-1010-23, TP-1011-23 and TP-1012-23

Support Equipment : 1. Photometric bench , 3.0 meter long
2. DC power supply, Serial No.: BC - 341006035007/2
3. Digital Multimeter , Model : R 6551 , S/N : 92041186 and 92041192

Calibration Procedure : The measurement was done in accordance with WI.CP.10.
The reported uncertainty is based on a standard uncertainty multiplied by a coverage
factor $k = 2$, providing a level of confidence of approximately 95 %.

page 1 of 2

R.P.

The results relate only to the items tested/calibrated or value assigned.

Advertising the Report/Certificate and publicity of the results except in full are prohibited unless written permission is obtained from the governor of TISTR.

FM.BL.MTC.002 Rev.4

Head Office

35 Mu 3 Tambon Khlong Ha, Amphoe Khlong Luang,
Changwat Pathumthani 12120, Thailand

Tel. (66) 0 2577 9000

Fax. (66) 0 2577 9009

E-mail : rumpai@tistr.or.th Website:www.tistr.or.th

Office/Laboratory

Soi 1C, Bangpoo Industrial Estate, Sukhumvit Road,
Amphoe Muang, Changwat Samutprakan 10280, Thailand

Tel. (66) 0 2323 1672-80 ext. 115, 116

Fax. (66) 0 2323 9165

E-mail : mtc@tistr.or.th

Office

196 Phahonyothin Road, Chatuchak, Bangkok 10900,
Thailand

Tel. (66) 0 2579 1121-30 ext. 5219, 5225, 5217

Fax. (66) 0 2579 8592

E-mail : sumalee@tistr.or.th

Request No. : 22-66 / 0597

MTC No. : PSL-P 0153 / 66

Serial No. : AA.23026

Results :

UUC Range (lux)	Standard (lux)	*UUC Reading (lux)	Uncertainty of Measurement \pm (lux)
2000	100	101	2.3
	500	499	11
	1000	993	22
	1500	1480	33
	2000	1973	44
20000 ($\times 10$)	2000	199	50
	3000	298	70
	4000	397	90
	5000	493	110

Note : *UUC = Unit Under Calibration.

...end of certificate...



Director

Photometry and Temperature Standards Laboratory

Ref. : 2012266060702194002

Issued date : 21 June 2023

page 2 of 2

The results relate only to the items tested/calibrated or value assigned.

Advertising the Report/Certificate and publicity of the results except in full are prohibited unless written permission is obtained from the governor of TISTR.

FM.BL.MTC.002 Rev.4

Head Office

35 Mu 3 Tambon Khlong Ha, Amphoe Khlong Luang,
Changwat Pathumthani 12120, Thailand
Tel. (66) 0 2577 9000
Fax. (66) 0 2577 9009
E-mail : rumpai@tistr.or.th Website:www.tistr.or.th

Office/Laboratory

Soi 1C, Bangpoo Industrial Estate, Sukhumvit Road,
Amphoe Muang, Changwat Samutprakan 10280, Thailand
Tel. (66) 0 2323 1672-80 ext. 115, 116
Fax. (66) 0 2323 9165
E-mail : mtc@tistr.or.th

Office

196 Phahonyothin Road, Chatuchak, Bangkok 10900,
Thailand
Tel. (66) 0 2579 1121-30 ext. 5219, 5225, 5217
Fax. (66) 0 2579 8592
E-mail : sumalee@tistr.or.th

ระดับเสียงในสถานประกอบการ



THAILAND INSTITUTE OF SCIENTIFIC AND TECHNOLOGICAL RESEARCH (TISTR)

Request No. 21-67/0304

MTC No. EEL. BP. 109/0267

CALIBRATION CERTIFICATE

Submitted by : S.P.S.Consulting Service Co.,Ltd.

Address : 7 Soi Phaholyothin 24, Phaholyothin Road, Jompol, Chatuchak, Bangkok 10900.

Calibrated at : Electrical and Electronic Standards Laboratory, Industrial Metrology and Testing Service Centre.
Soi 1C, Bangpoo Industrial Estate, Sukhumvit Rd., Muang, Samutprakan 10280.

Instrument Calibrated :

Description : Sound Calibrator

Manufacturer : ACO

Model : 2127

Serial No. : 130006

Ambient Environment

Temperature : (23 + 3) °C

Relative Humidity : (50 ± 15) %

Ambient Pressure : (101.325 ± 1.500) kPa

Standards used :

1. Digital Function Synthesizer NF Electronic DF-193A S/N 122037.
2. Measuring Amplifier Bruel&Kjaer 2636 S/N 1537484.
3. Programmable Attenuator Tamagawa TPA-303A S/N OF 2214.
4. Digital Multimeter Agilent 34401A S/N MY44005560.
5. Pressure Transmitter Vaisala PTB202AD S/N T0650001.
6. Audio Analyzer Keithley 2015-P S/N4106495.
7. Condenser Microphone B&K 4180 S/N 2889871.

Calibration Procedure: CP-102-04 based on IEC 60942-2003; The sound pressure level generated by sound calibrator under test shall be measured by standard microphone using an insert voltage technique.

This instrument has been calibrated against standards maintained at Electrical and Electronic Standards Laboratory (EEL), which are traceable to the International System of Units through the National Institute of Metrology (Thailand).

The information on actual reading is attached herewith and the uncertainty limits quoted refer to the measured values only.

Date of Receipt : 22 Feb. 2024

Date of Calibration : 4 Mar. 2024

The results relate only to the items tested/calibrated or value assigned.

Advertising the Report/Certificate and publicity of the results except in full are prohibited unless written permission is obtained from the governor of TISTR.

FM.BL.MTC.002 Rev.4

Head Office

35 Mu 3 Tambon Khlong Ha, Amphoe Khlong Luang,
Changwat Pathumthani 12120, Thailand
Tel. (66) 0 2577 9000
Fax. (66) 0 2577 9009
E-mail : rumpai@tistr.or.th Website:www.tistr.or.th

Office/Laboratory

Soi 1C, Bangpoo Industrial Estate, Sukhumvit Road,
Amphoe Muang, Changwat Samutprakan 10280, Thailand
Tel. (66) 0 2323 1672-80 ext. 115, 116
Fax. (66) 0 2323 9165
E-mail : mtc@tistr.or.th

Office

196 Phahonyothin Road, Chatuchak, Bangkok 10900,
Thailand
Tel. (66) 0 2579 1121-30 ext. 5219, 5225, 5217
Fax. (66) 0 2579 8592
E-mail : sumalee@tistr.or.th

Request No. 21-67/0304

MTC No. EEL. BP. 109/0267

The reported expanded uncertainty is based upon a standard uncertainty multiplied by a coverage factor $k = 2$, providing a level of confidence of approximately 95%.

Nominal Output of Unit Under Test = 94 dB re 20 μ Pa at 1000 Hz

Acoustic Output in dB re 20 μ Pa, Corrected to Reference Conditions: 101.325 kPa, 23.0 °C and 50 %RH.

1. Sound Pressure Level

Standard Microphone Type	Measured Sound Pressure Level (dB)	Deviated value (dB)	Uncertainty (dB)	Tolerance limit IEC60942:2003 Class 2
1/2 inch Bruel&Kjaer 4180	93.85	-0.15	± 0.10	± 0.75 dB

2. Frequency

Standard Microphone Type	Measured Frequency (Hz)	Deviated value (Hz)	Uncertainty (Hz)	Tolerance limit IEC60942:2003 Class 2
1/2 inch Bruel&Kjaer 4180	999.9	-0.1	± 1.5	$\pm 2.0\%$

3. Total Distortion

Standard Microphone Type	Measured Total Distortion (%)	Uncertainty (%)	Tolerance limit IEC60942:2003 Class 2
1/2 inch Bruel&Kjaer 4180	1.65	± 0.50	$\pm 4.0\%$

Note : 1. No adjustment.

2. The calibrator pressure correction was not included.

3. The microphone volume correction was not included.

Calibrated by



Director

**Electrical and Electronic Standards Laboratory
Industrial Metrology and Testing Service Centre**

Date of Calibration : 4 Mar. 2024

Date of Issue : 5 Mar. 2024

Ref : 2011267022200795001

End of Certificate

2 / 2

The results relate only to the items tested/calibrated or value assigned.

Advertising the Report/Certificate and publicity of the results except in full are prohibited unless written permission is obtained from the governor of TISTR.

Head Office

35 Mu 3 Tambon Khlong Ha, Amphoe Khlong Luang,
Changwat Pathumthani 12120, Thailand
Tel. (66) 0 2577 9000
Fax. (66) 0 2577 9009
E-mail : rumpai@tistr.or.th Website:www.tistr.or.th

Office/Laboratory

Soi 1C, Bangpoo Industrial Estate, Sukhumvit Road,
Amphoe Muang, Changwat Samutprakan 10280, Thailand
Tel. (66) 0 2323 1672-80 ext. 115, 116
Fax. (66) 0 2323 9165
E-mail : mtc@tistr.or.th

Office

196 Phahonyothin Road, Chatuchak, Bangkok 10900,
Thailand
Tel. (66) 0 2579 1121-30 ext. 5219, 5225, 5217
Fax. (66) 0 2579 8592
E-mail : sumalee@tistr.or.th



Noise R_170/24

Sound Level Meter Calibration Report

Acoustic Calibrator Data						
Brand		ACO		Number		AC 03/56
Model		2127		Serial No.		130006
Calibration Range		94 dB, 1000 Hz		Last Calibration		04 March 2024
				Due Date		04 March 2025
Calibration Data						
Sound Level Meter Data				Calibration Data		
SLM No.	Brand	Model	Serial No.	Date	Actual Reading [dB]	
					Before Adjustment	After Adjustment
ACO-R51	ACO	6236	00192063	02 April 2024	93.9	93.9
ACO-R52	ACO	6236	00192064	02 April 2024	93.9	93.9
Acoustic Certified Value : Thailand Institute of Scientific and Technological Research (TISTR)					93.85 ± 0.10 dB	

Calibration



บริษัท เอส.พี.เอส. คอนซัลติ้ง เซอร์วิส จำกัด
S.P.S. CONSULTING SERVICE CO., LTD.
7 ซอยพหลโยธิน 24 ถนนพหลโยธิน แขวงจอมพล เขตจตุจักร กรุงเทพฯ 10900
7 Soi Phaholyothin 24, Phaholyothin Rd., Jompol, Chatuchak, Bangkok 10900
Tel : (662) 939-4370-72, Fax : (662) 513-4221, E-mail : sale@spscon.com, www.spscon.com

Noise R_174/24

Sound Level Meter Calibration Report

Acoustic Calibrator Data

Brand	ACO	Number	AC 03/56
Model	2127	Serial No.	130006
Calibration Range	94 dB, 1000 Hz	Last Calibration	04 March 2024
		Due Date	04 March 2025

Calibration Data

Sound Level Meter Data				Calibration Data		
SLM No.	Brand	Model	Serial No.	Date	Actual Reading [dB]	
					Before Adjustment	After Adjustment
ACO-R51	ACO	6236	00192063	03 April 2024	93.9	93.9
Acoustic Certified Value : Thailand Institute of Scientific and Technological Research (TISTR)					93.85 ± 0.10 dB	

Calibr



บริษัท เอส.พี.เอส. คอนซัลติ้ง เซอร์วิส จำกัด
S.P.S. CONSULTING SERVICE CO., LTD.
7 ซอยพหลโยธิน 24 ถนนพหลโยธิน แขวงจอมพล เขตจตุจักร กรุงเทพฯ 10900
7 Soi Phaholyothin 24, Phaholyothin Rd., Jompol, Chatuchak, Bangkok 10900
Tel : (662) 939-4370-72, Fax : (662) 513-4221, E-mail : sale@spscon.com, www.spscon.com

Noise R_174/24

Sound Level Meter Calibration Report

Acoustic Calibrator Data

Brand	ACO	Number	AC 03/56
Model	2127	Serial No.	130006
Calibration Range	94 dB, 1000 Hz	Last Calibration	04 March 2024
		Due Date	04 March 2025

Calibration Data

Sound Level Meter Data				Calibration Data		
SLM No.	Brand	Model	Serial No.	Date	Actual Reading [dB]	
					Before Adjustment	After Adjustment
ACO-R51	ACO	6236	00192063	03 April 2024	93.9	93.9
Acoustic Certified Value : Thailand Institute of Scientific and Technological Research (TISTR)					93.85 ± 0.10 dB	

Calibrated